



Credit Suisse

**Chemical and Ag Science
Conference**

September 17, 2013

Company Overview

Olin Corporation

	Q2 2013	1H 2013	FY 2012
Revenue:	\$ 652	\$ 1,282	\$ 2,185
Adj. EBITDA:	\$ 109	\$ 217	\$ 373
EPS (Diluted):	\$.54	\$ 1.04	\$ 1.85

Chlor Alkali

A Leading North American Producer of Chlorine and Caustic Soda

	Q2 '13	1H '13	FY '12
Revenue:	\$ 341	\$ 672	\$ 1,411
EBITDA:	\$ 76	\$ 159	\$ 352

Chemical Distribution

A Leading Distributor of Caustic Soda and Midwest Bleach Producer

	Q2 '13	1H '13	4Mos '12
Revenue:	\$ 113	\$ 224	\$ 156
EBITDA:	\$ 6	\$ 14	\$ 10

Winchester

A Leading North American Producer of Small Caliber Ammunition

	Q2 '13	1H '13	FY '12
Revenue:	\$ 198	\$ 386	\$ 618
EBITDA:	\$ 41	\$ 76	\$ 69

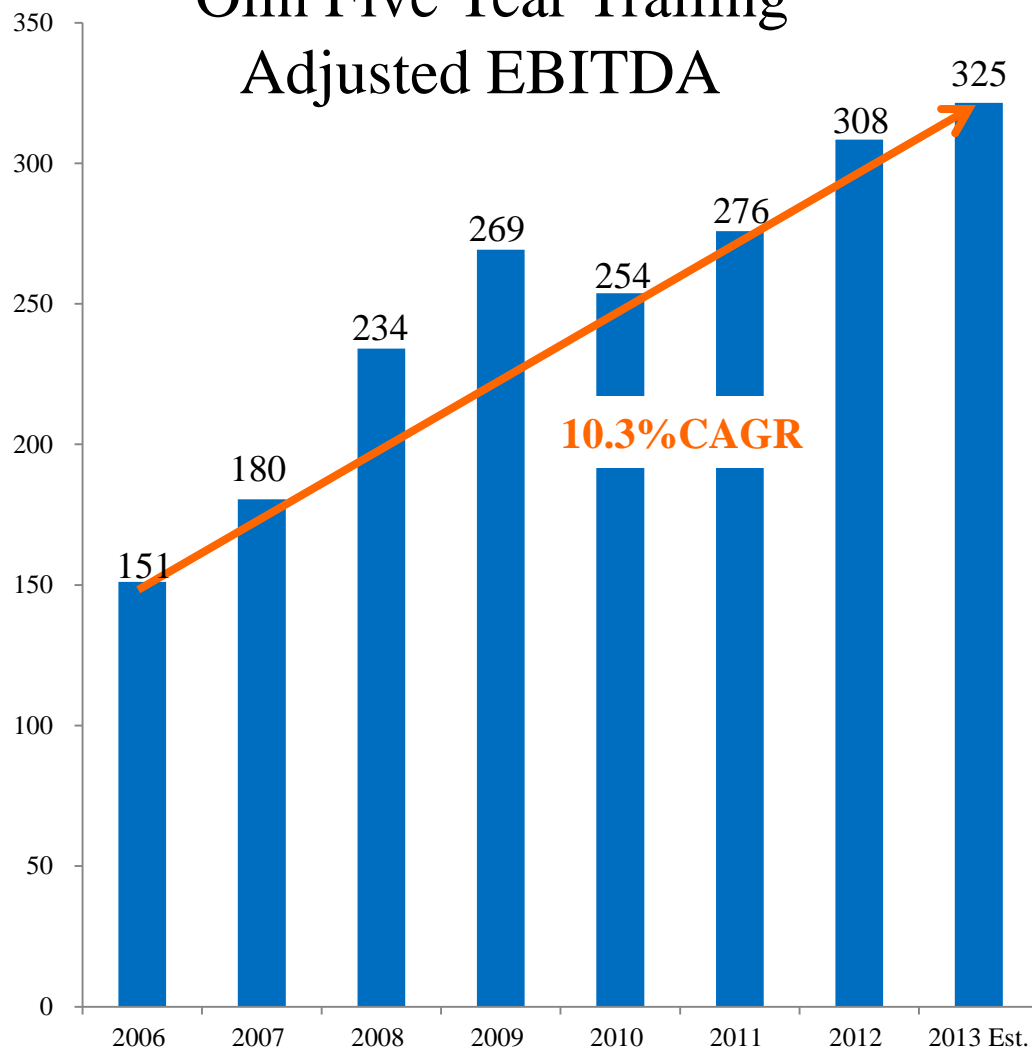
All financial data are for the quarter and six months ended June 30, 2013 and the year ended December 31, 2012. Data are presented in millions of U.S. dollars except for earnings per share. Chemical Distribution results for 2012 are for the period beginning August 22, 2012 (the acquisition date) through December 31, 2012. Additional information is available at www.olin.com.

Investment Rationale

- **Leading Positions In:**
 - Chlorine and Caustic Soda
 - Industrial Bleach
 - Burner Grade Hydrochloric Acid
 - Small Caliber Ammunition
- **History of Successful Acquisitions and Delivering Synergies:**
 - Pioneer Companies – August 31, 2007
 - SunBelt – February 28, 2011
 - K. A. Steel Chemicals Inc. – August 22, 2012
- **Compelling Financials:**
 - Growing EBITDA (\$425 to \$460 million expected in 2013)
 - Strong Balance Sheet and Free Cash Flow
 - Fully Funded Pension Plan
 - 347 Consecutive Quarterly Common Dividends Paid

Growing EBITDA

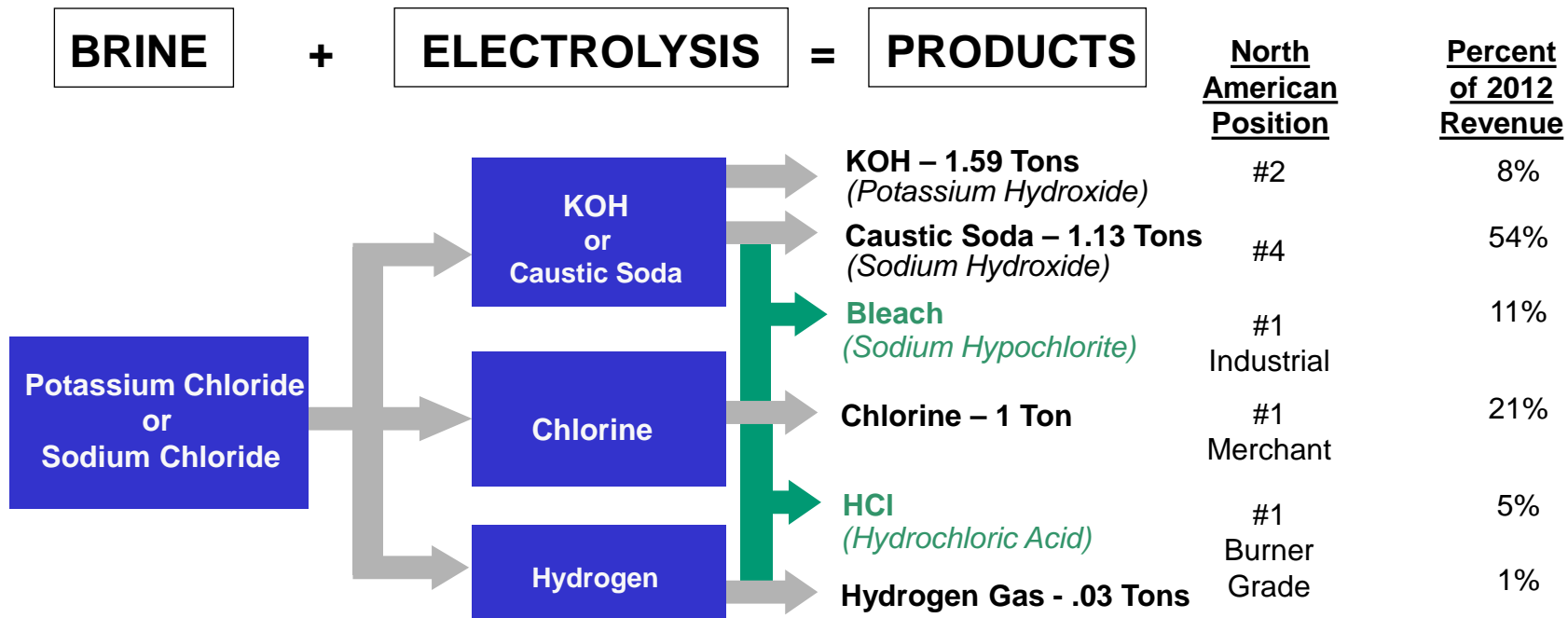
Olin Five Year Trailing Adjusted EBITDA



- Olin has successfully completed the immediately accretive acquisitions of Pioneer, SunBelt and KA Steel
- Downstream bleach and HCl growth have increased earnings and margins
- Winchester is benefiting from a high level of customer demand
- Centerfire relocation to MS expected to increase Winchester EBIT by at least \$30 million annually by 2016
- FY 2012 EBITDA of \$373 million was the highest level of EBITDA in the Company's 100+ year history
- FY 2013 EBITDA is expected to be in the \$425 to \$460 million range

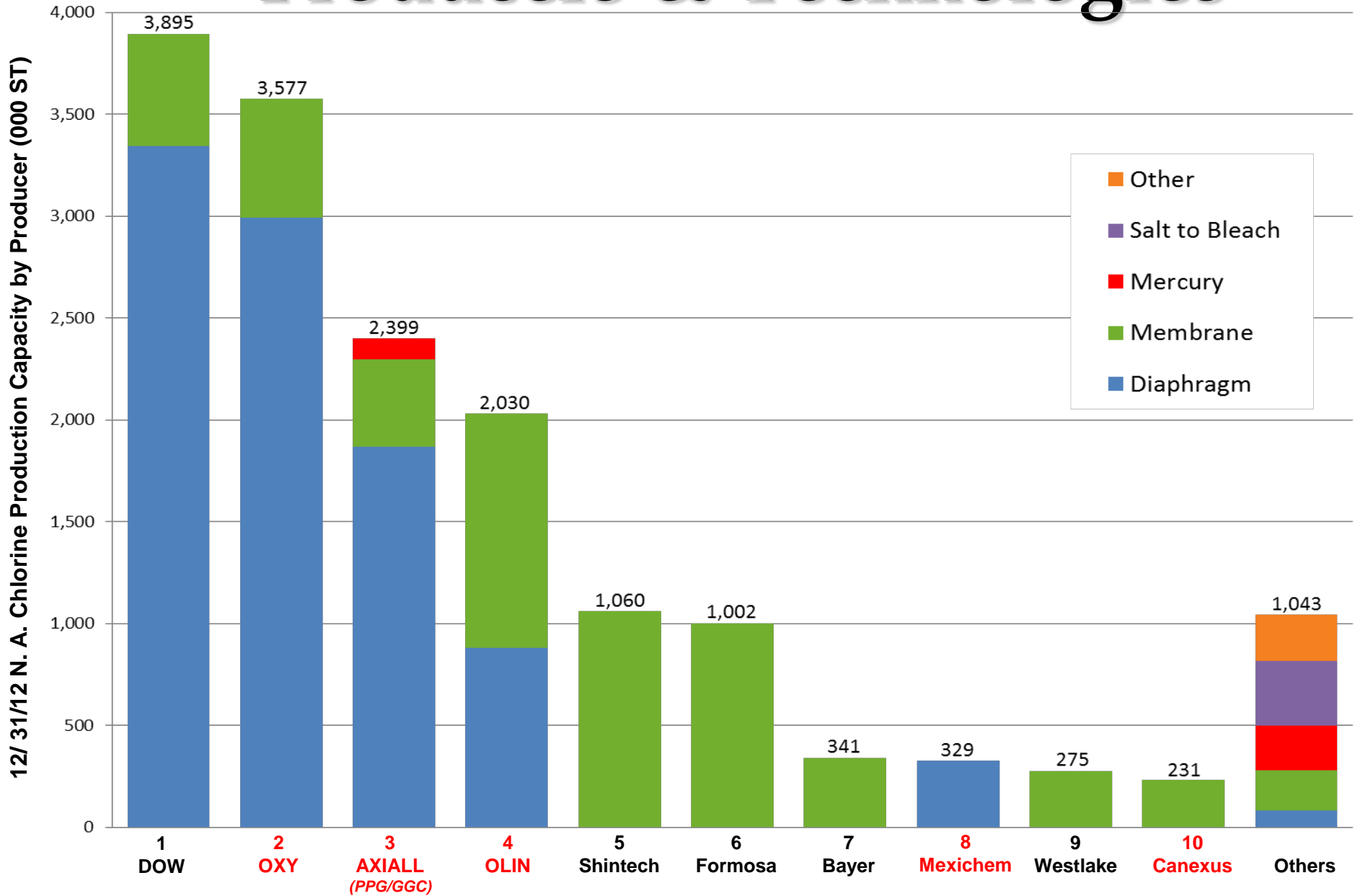
Chlor Alkali Process

Raw Materials



ECU = Electrochemical Unit; a unit of measure reflecting the chlor alkali process outputs of 1 ton of chlorine, 1.13 tons of 100% caustic soda and .03 tons of hydrogen.

North American Chlor Alkali Producers & Technologies



Note: **Red label** indicates routine seller of merchant chlorine via rail car.

Capital Projects Driving EBITDA Growth

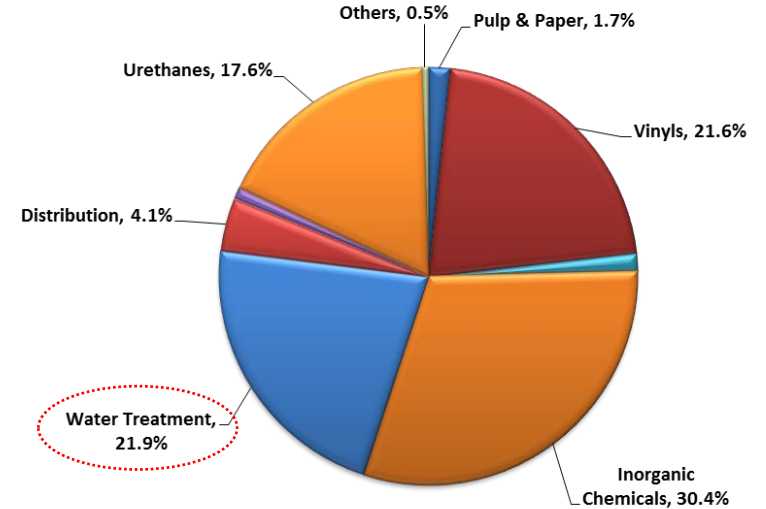
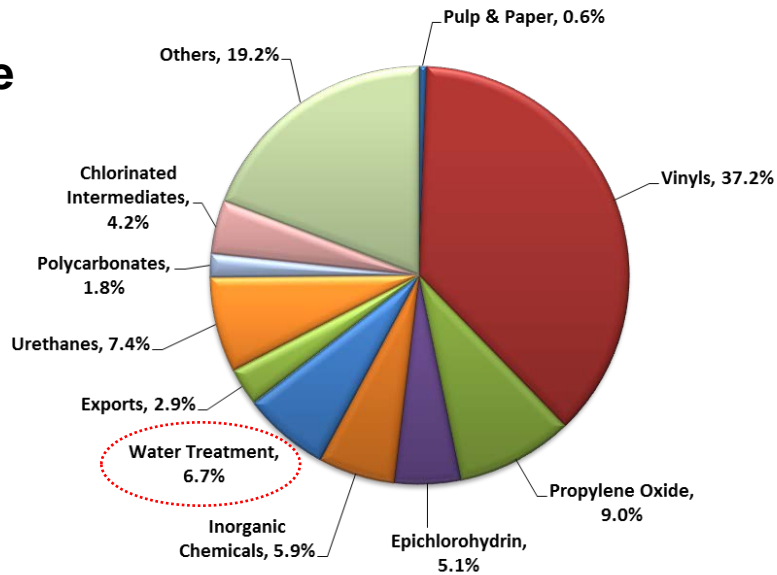
- Mercury Free Chlor-alkali Products
 - Augusta, GA: facility discontinued production September 2012
 - Charleston, TN: caustic cell room converted to membrane technology September 2012, potassium hydroxide converted to membrane technology October 2012, both operating at design rate
- Bleach Initiative
 - HyPure[®] plants in McIntosh, AL and Niagara Falls, NY completed in 2012 and producing product to specifications
 - Henderson, NV HyPure[®] plant completed in Q2 2013 and operating at full rate
 - Including KA Steel capabilities, we are able to convert more than 17% of our chlor-alkali capacity into higher margin bleach
- Hydrochloric Acid
 - We have recently expanded our HCl capacity by approximately 10% with the addition of a new HCl burner at our Henderson, NV facility
 - We now have the ability to convert 13% of our chlorine capacity into HCl

Diverse Customer Base

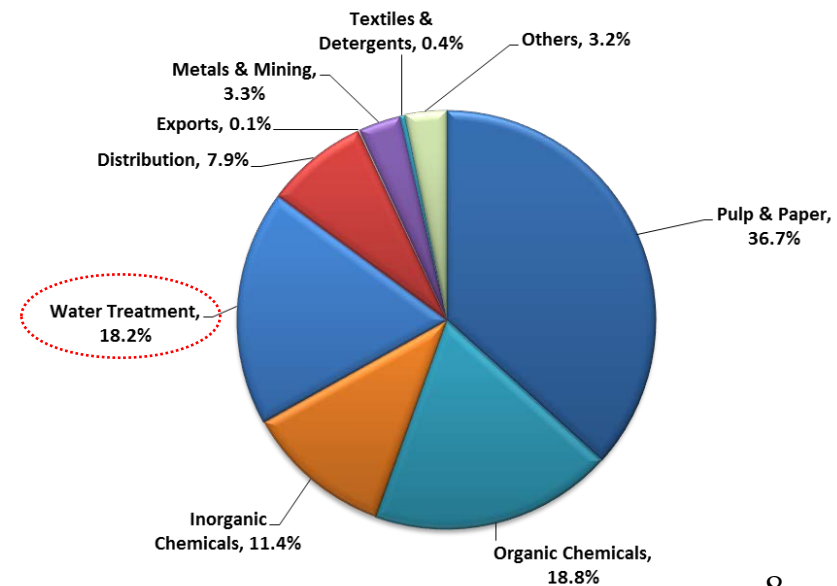
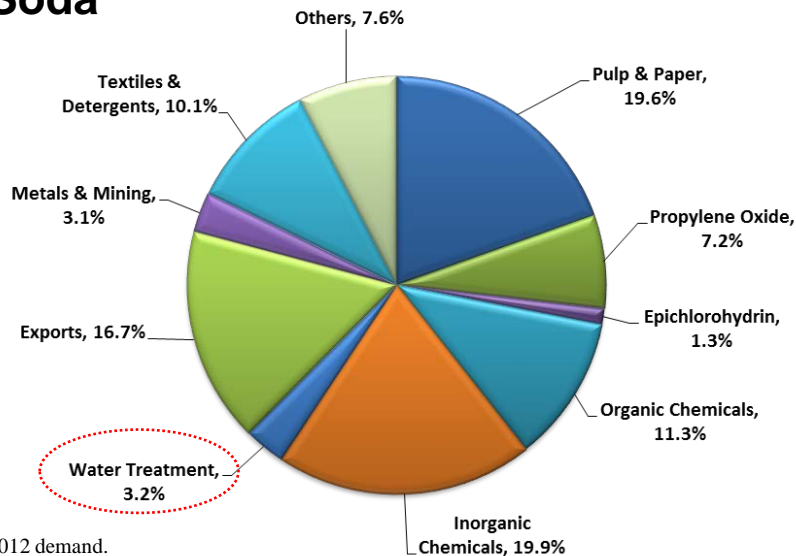
North American Industry

Olin Corporation

Chlorine



Caustic Soda

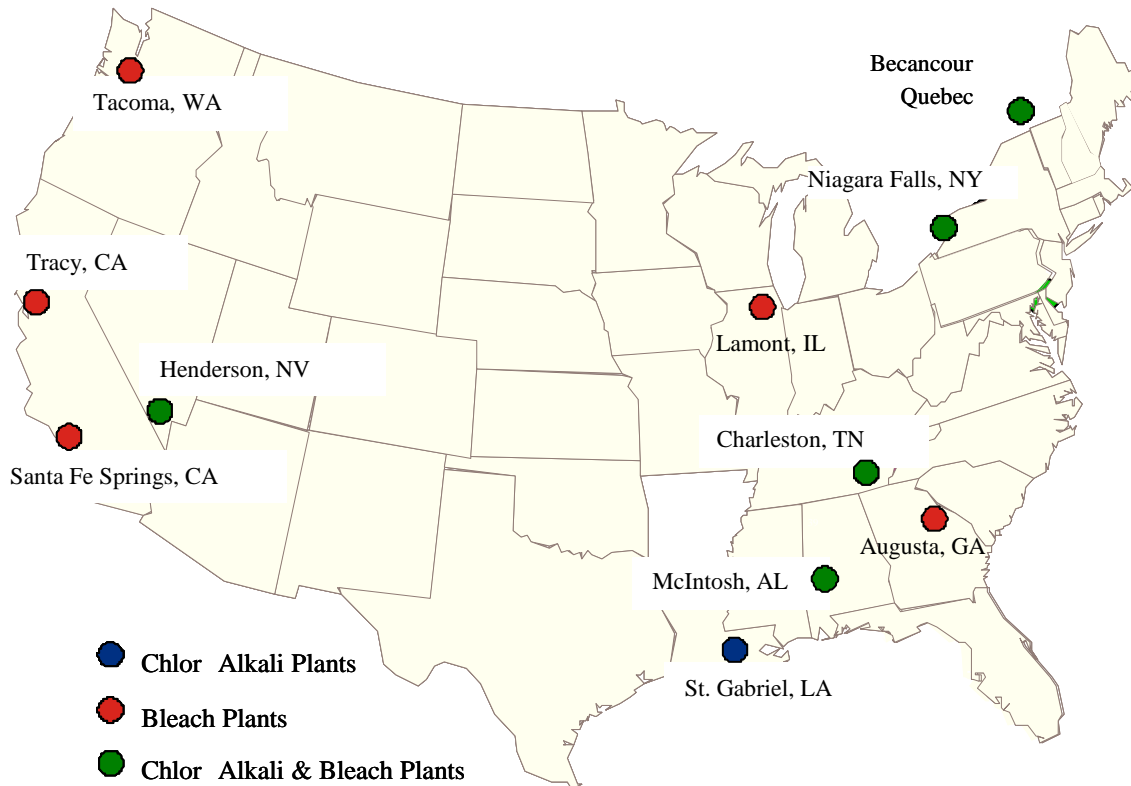


Source: IHS and Olin 2012 demand.

Chlorine: "Inorganics" includes: Titanium dioxide and bromine.

Caustic Soda: "Organics" includes: MDI, TDI, polycarbonates, synthetic glycerin, sodium formate, monosodium glutamate. "Inorganics" includes: titanium dioxide, sodium silicates, sodium cyanide.

Olin's Geographic Advantage



Location	12/31/12 Chlorine Capacity (000s ST)
McIntosh, AL	426 Diaphragm
McIntosh, AL - SunBelt	352 Membrane
Becancour, Quebec	297 Diaphragm 65 Membrane
Niagara Falls, NY	300 Membrane
Charleston, TN	190 Membrane
St. Gabriel, LA	246 Membrane
Henderson, NV	153 Diaphragm
Total	2,030
<i>Membrane</i>	<i>57%</i>
<i>Diaphragm</i>	<i>43%</i>

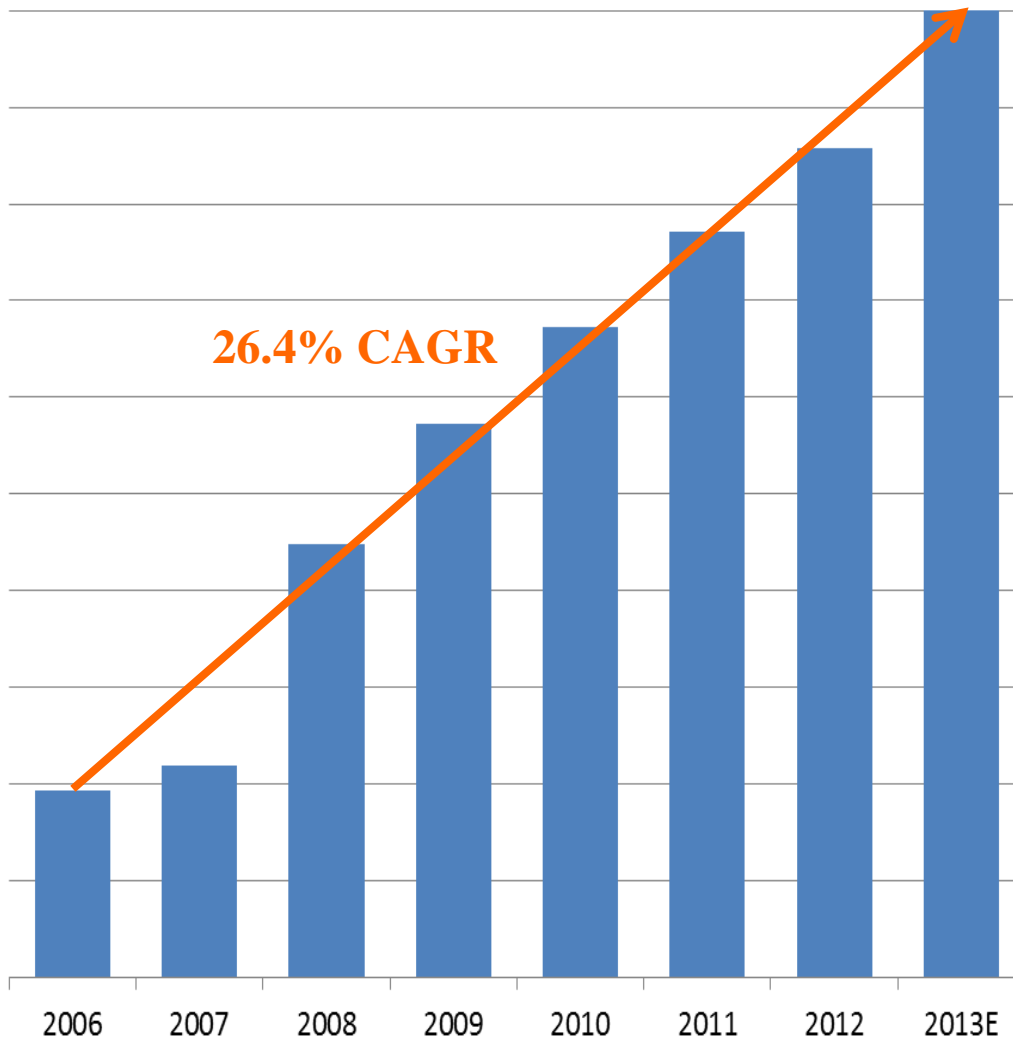
- Access to regional customers including bleach and water treatment
- Access to alternative energy sources
 - Coal, hydroelectric, natural gas and nuclear

Industrial Bleach Initiative

- Why Industrial Bleach?
 - Bleach utilizes both chlorine and caustic soda in an ECU ratio
 - Demand is seasonal, but not cyclical
 - Bleach commands a premium price over an ECU
- Why Olin?
 - Regional nature of the bleach business benefits Olin's geographic profile
 - Olin's proprietary railcar technology extends geographic reach
 - KA Steel's Midwest bleach manufacturing & distribution completes coverage
- Olin Actions
 - Olin is the leading North American bleach producer
 - 3 new HyPure[®] bleach investments have added 50% more bleach capacity to the Olin system, extending product shelf life and lowering freight costs
 - Q2 2013 bleach shipments were 5% higher than Q2 2012 marking the 22nd consecutive quarter of year-over-year increases in bleach shipments

Bleach Growth is a Key Objective

Olin Bleach Historical Sales Volume (DT)



Olin's Bleach Accomplishments

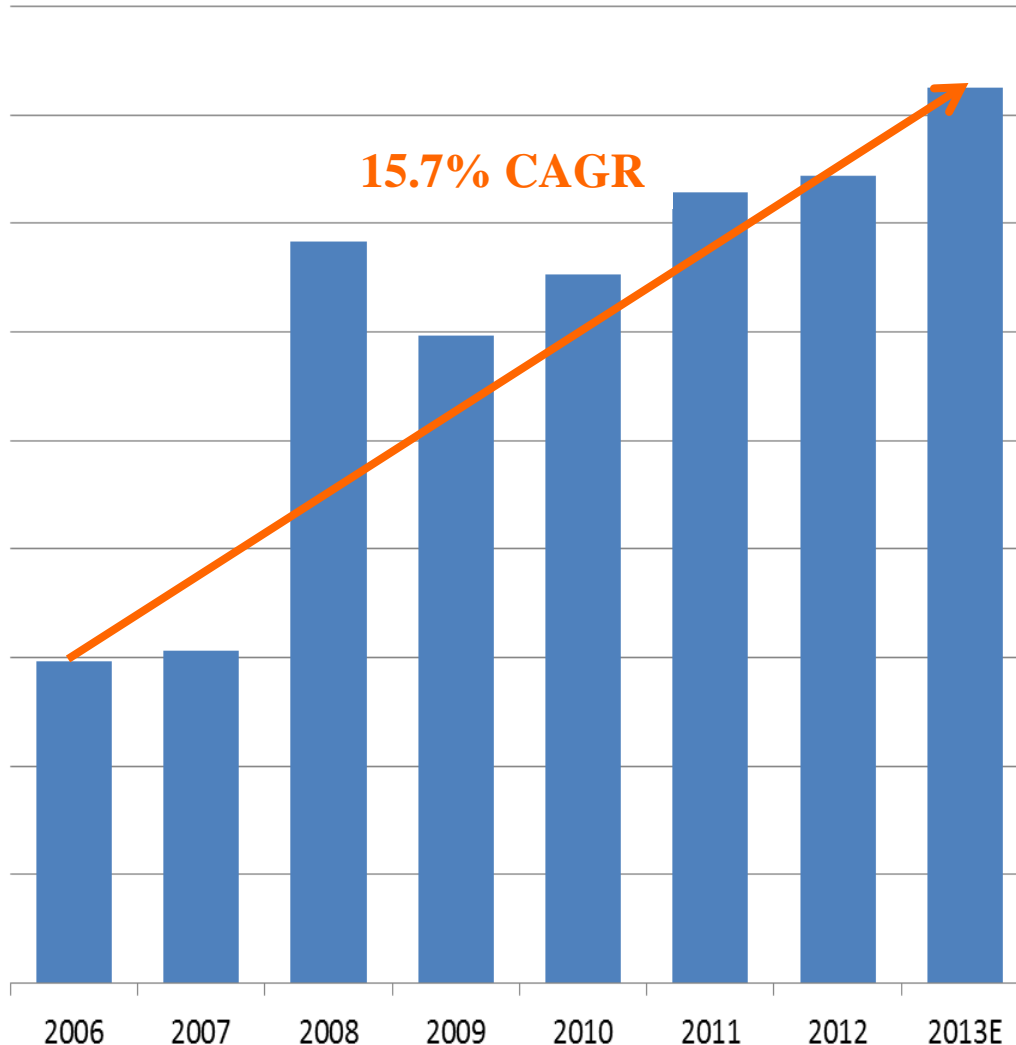
- Olin bleach volumes have delivered steady growth since 2006
- Key bleach target segments include water treatment, consumer products, food, farming and pool chemicals
- Our capacity to convert ECUs into higher margin bleach now exceeds 17%
- Olin HyPure® bleach and proprietary rail car design provides:
 - Increased product stability and extended shelf life
 - A potential new category of consumer products
 - Reduced transportation costs
 - Expanded bleach shipping radius
 - An enhancement to our geographic advantage over competitors

Hydrochloric Acid

- Olin is the leading producer of Burner-grade HCl in North America with 5 manufacturing facilities in the United States and Canada
- Currently 25% of HCl supply is “Burner-grade” or “on-purpose” HCl
- By-product HCl accounts for 75% of the market supply, but availability is subject to urethane and fluorocarbon demand
- Burner grade HCl is a reliable source, and while a small cost component in oil and gas exploration, is critical to the process
- HCl is used in processing steel, artificial sweeteners, pharmaceuticals, food, ores and minerals; and in water, wastewater and brine treatments
- Olin now has the ability to convert 13% of its chlorine capacity into higher margin HCl sales following the installation of a new HCl burner at the Henderson, NV plant

Growing HCl Demand

Olin HCl Historical Sales Volume (DT)



North American HCl Supply

- Burner acid is the only growing HCl supply source
- 75% of HCl is supplied through by-product producers
- By-product HCl availability is less reliable than burner HCl
- Olin is ideally positioned to serve the West & North through expanded distribution capabilities

North American HCl Demand

- Demand for oil and gas exploration has increased
- U.S. steel industry demand has been recovering
- Diverse demand segments follow GDP growth

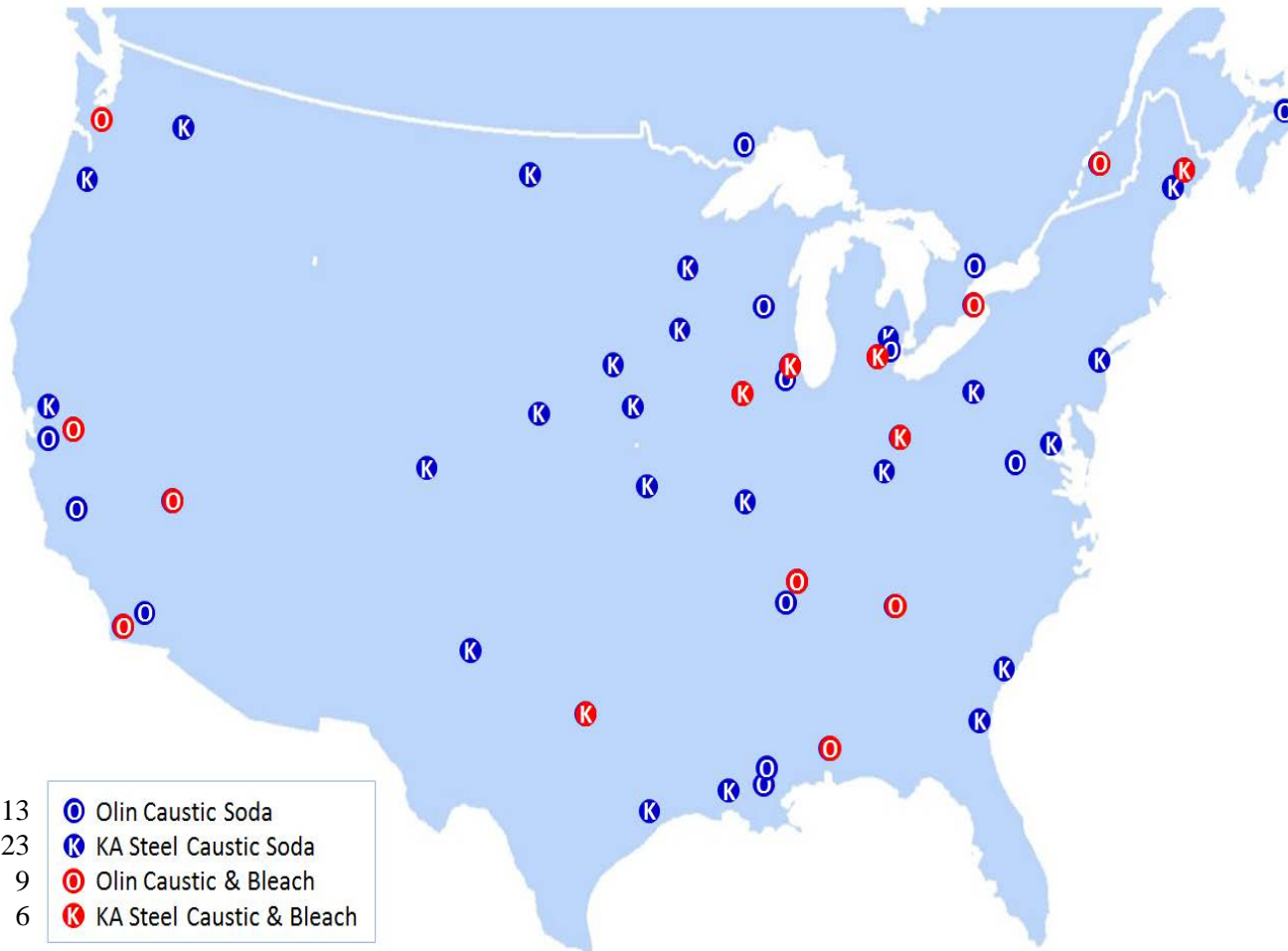
Key Chlor-Alkali Factors

- Q2 2013 ECU netback of \$575 is \$10 higher than Q1 2013 netback; sequentially we expect a higher ECU netback in Q3 2013 as pricing indices reflect a \$30 higher caustic soda price from the prior quarter
- In late August, Olin and other major producers announced a \$30 caustic soda price increase effective immediately or as contract terms permit
- We expect higher margin bleach sales to continue their 5 year growth trend through 2013
- The additional capacity at our Henderson, NV plant will increase our ability to manufacture higher margin HCl
- Our investments in membrane cell technology have lowered operating costs and positioned us as the largest producer of premium priced membrane caustic soda in North America

KA Steel Acquisition

- KA Steel is one of the largest distributors of caustic soda in North America and manufactures and sells bleach in the Midwest
- On August 22, 2012, we acquired privately held KA Steel for \$312 million in cash, subject to certain post-closing adjustments
- 2011 KA Steel sales were \$435 million and Adjusted EBITDA was \$31 million; Q2 2013 sales were \$113 million and EBITDA was \$6 million
- The combination of Olin and KA Steel is expected to generate \$7 to \$10 million of synergies in 2013, growing to approximately \$35 million annually by the end of the third year of ownership
- The Section 338(h)(10) tax election provides a \$60 million NPV tax benefit to Olin; when considering this and the expected synergies, results in an EBITDA multiple of approximately 4 times
- The transaction was financed through the sale of \$200 million of 5.5%, 10-year notes and cash on hand

Complimentary Asset Footprints



Only 3 locations out of 51 overlap

- KA Steel caustic distribution infrastructure is a strong fit with Olin's chlor alkali assets:
 - Mature supply relationships
 - 90,000 tons of storage capacity
 - Expanded geographic coverage
 - Logistical savings
- Provides scale and flexibility
- Access to new customers, regions and industry segments
- Combined network is capable of supporting higher caustic volumes
- KA Steel adds approximately 50,000 tons of bleach capacity
- Following the Q2 2013 start-up of the Henderson, NV HyPure[®] plant, Olin now has over 350,000 tons of value added bleach capacity

KA Steel Synergies Update

- Platform to expand Olin sales of industrial bleach, HCl and KOH
- Optimizes use of KA Steel's existing freight and logistics network to reduce Olin's shipping expense
- Provides platform to reduce freight and logistics costs
- Expands presence in core caustic soda business with a combined capacity to ship 3 million tons of caustic soda
- Increases stability of core Chlor-Alkali business
- Significant synergy potential of \$7 to \$10 million during full year 2013 and \$35 million annually after the third year of ownership
- Expected to be immediately accretive to both earnings and cash flow, excluding one-time transaction costs

Winchester

Hunters & Recreational Shooters

Products	Hunters & Recreational Shooters					
	Retail	Distributors	Mass Merchants	Law Enforcement	Military	Industrial
Rifle	✓	✓	✓	✓	✓	N/A
Handgun	✓	✓	✓	✓	✓	N/A
Rimfire	✓	✓	✓	✓	✓	✓
Shotshell	✓	✓	✓	✓	✓	✓
Components	✓	✓	✓	✓	✓	✓

Brands



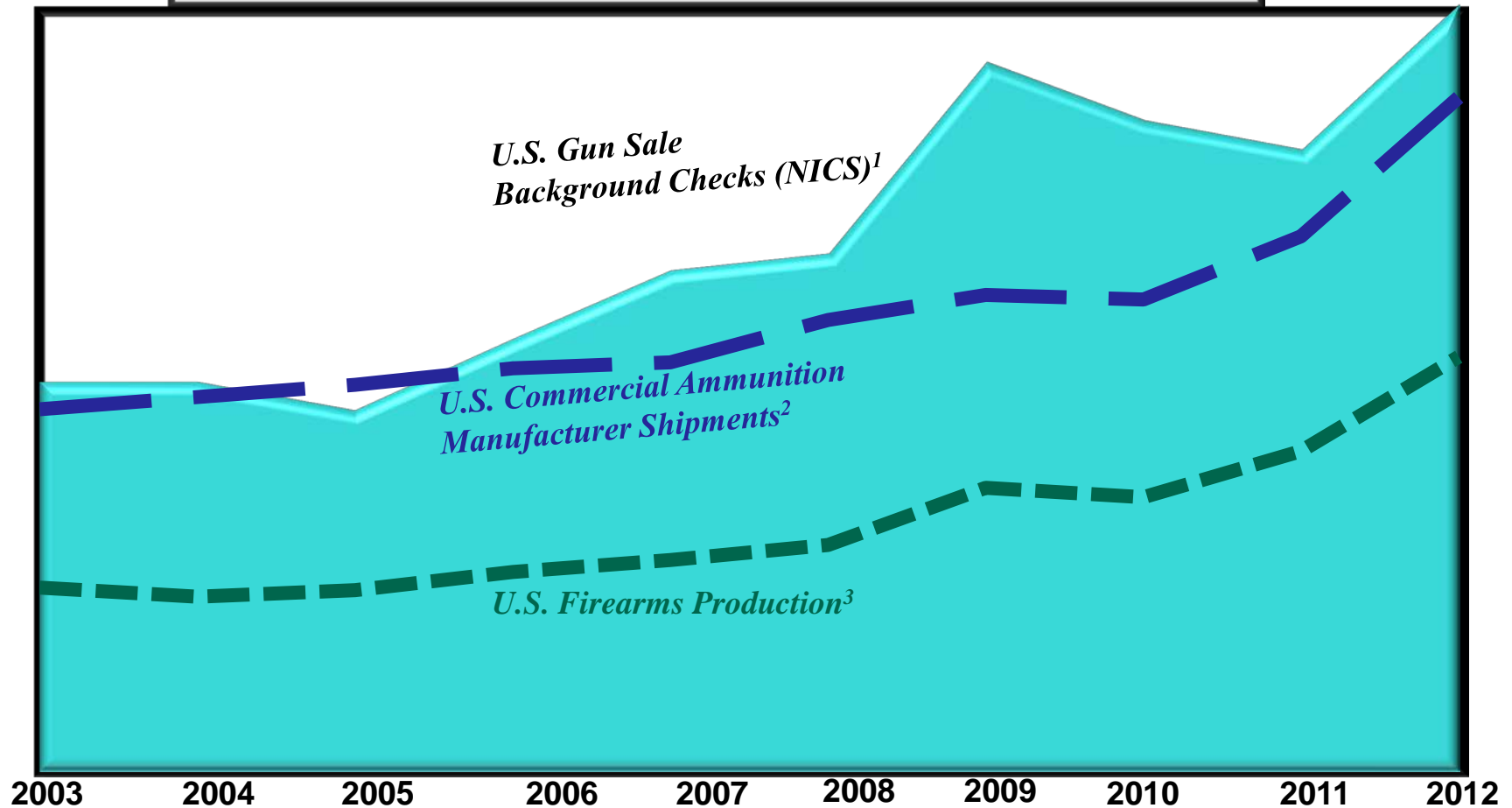
Winchester Strategy

- Cost Reduction
 - Centerfire relocation
 - Once completed, we expect at least \$30 million lower operating costs
 - At least \$15 million of cost savings expected to be realized in 2013
- New Product Development
 - Continue to develop new product offerings
 - Maintain reputation as a new product innovator
- Provide returns in excess of cost of capital

Strong Correlation Between Firearm and Ammunition Sales

Data Correlations

- NICS Checks & U.S. Firearms Production: +99%
- U.S. Commercial Ammunition Mfr. Shipments & U.S. Firearms Production: +92%
- U.S. Commercial Ammunition Mfr. Shipments & NICS Checks: +87%

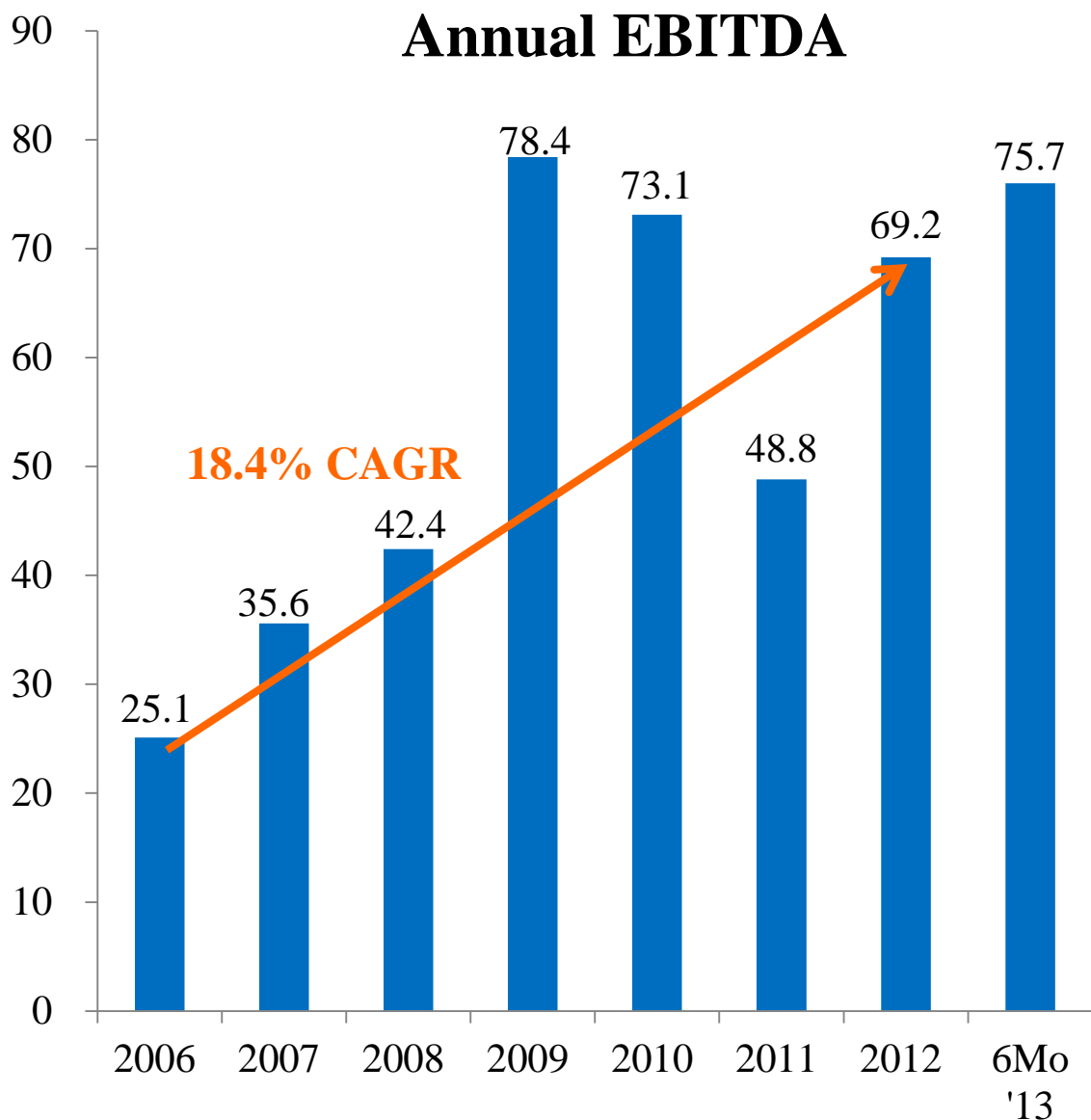


¹Estimated based on NSSF Trade Statistics Program Ammunition Manufacturer Surveys, Department of Commerce U.S. Import Statistics, and internal Winchester estimates. 2012 estimated based on 1st half data.

²Reflect the FBI's National Instant Criminal background check System statistics (NICS).

³Reflects production reported on Bureau of Alcohol, Tobacco, Firearms and Explosives' Annual Firearms Manufacturing and Export Reports.

Winchester Is Growing



- The surge that began in Q4 2012 continues into 2013 resulting in record Q2 2013 EBITDA of \$41 million
- Currently, sales are only limited by product availability
- Commercial backlog at 6/30/13 was approximately \$525 million
- Centerfire relocation expected to increase Winchester EBIT by at least \$15 million in 2013 vs. a \$5 million net expense in 2012
- Once completed in 2016, annual savings are expected to be at least \$30 million
- In 2016, we expect Winchester to be able to generate annual EBITDA in the \$85 to \$100 million range

Centerfire Relocation

- The decision to relocate Winchester's centerfire operations, including 1,000 jobs, was made on November 3, 2010
- The new 500,000 square foot facility was opened in October 2011 and the project is on schedule and on budget to be completed in 2016
- Q2 2013 cost savings were approximately \$4 million compared to a \$2 million cost increase in Q2 2012, and the year-over-year profit improvement for the first half of 2013 versus the first 6 months of 2012 is approximately \$14 million
- Cost savings are expected to be at least \$15 million in 2013, against net incremental cost of \$5 million in 2012, and total at least \$30 million in lower costs by 2016

Strong Balance Sheet

- \$44 million of cash generated in Q2 2013 after funding the common dividend and repurchasing outstanding shares
- The 6/30/13 cash balance of \$148 million reflects:
 - \$66 million increase in working capital during 2013;
 - \$55 million of CAPEX in 2013, some for the Henderson, NV projects;
 - \$11 million payment of maturing long-term debt in January; and
 - \$49 million distributed to shareholders in common stock dividends and common share repurchases through the first half of 2013
- No material debt maturities until 2016, and total debt due between now and 6/1/16 is less than \$40 million
- The Olin defined benefit pension plans remain fully funded with no contributions expected for several years
- 2013 CAPEX is forecast to be in the \$100 to \$120 million range
- 2013 Depreciation and Amortization expense expected to be in the \$135 to \$140 million range

Profit Outlook

- 2013 EBITDA is expected to be in the \$425 to \$460 million range, or \$50 to \$85 million higher than record 2012 EBITDA
- EBITDA growth in 2013 is driven by the successful completion of several strategic initiatives in 2012, the on-going bleach and HCl growth initiatives, KA Steel synergies, strong Winchester results and cost savings associated with the centerfire relocation to Oxford, MS
- Continued growth in bleach sales, driven by the 3 new HyPure[®] bleach plants, provides Olin the ability to convert over 17% of our ECUs into higher margin bleach
- The recently completed HCl capacity expansion at Henderson, NV now allows Olin to convert 13% of chlorine into higher margin HCl
- 2013 will include a full year of KA Steel earnings and the expected realization of \$7 to \$10 million of synergy contributions
- Winchester is experiencing record earnings during this latest surge coupled with significant cost savings from the centerfire relocation

Forward-Looking Statements

This presentation contains estimates of future performance, which are forward-looking statements and actual results could differ materially from those anticipated in the forward-looking statements. Some of the factors that could cause actual results to differ are described in the business and outlook sections of Olin's Form 10-K for the year ended December 31, 2012 and in Olin's Second Quarter 2013 Form 10-Q. These reports are filed with the U.S. Securities and Exchange Commission.