



KeyBanc Capital Markets

**Basic Materials & Packaging
Conference**

September 9, 2014

Company Overview

Olin Corporation

	Q2 2014	1H 2014	FY 2013
Revenue:	\$ 570	\$ 1,148	\$ 2,515
Adj. EBITDA:	\$ 99	\$ 191	\$ 425
EPS (Diluted):	\$.47	\$.83	\$ 2.21

Chlor Alkali

A Leading North American Producer of Chlorine and Caustic Soda

	Q2'14	1H 2014	FY 2013
Revenue:	\$ 339	\$ 669	\$ 1,331
EBITDA:	\$ 67	\$ 127	\$ 306

Chemical Distribution

A Leading Distributor of Caustic Soda and Midwest Bleach Producer

	Q2'14	1H 2014	FY 2013
Revenue:	\$ 76	\$ 145	\$ 406
EBITDA:	\$ 4	\$ 7	\$ 25

Winchester

A Leading North American Producer of Small Caliber Ammunition

	Q2'14	1H 2014	FY 2013
Revenue:	\$ 181	\$ 382	\$ 778
EBITDA:	\$ 37	\$ 79	\$ 158

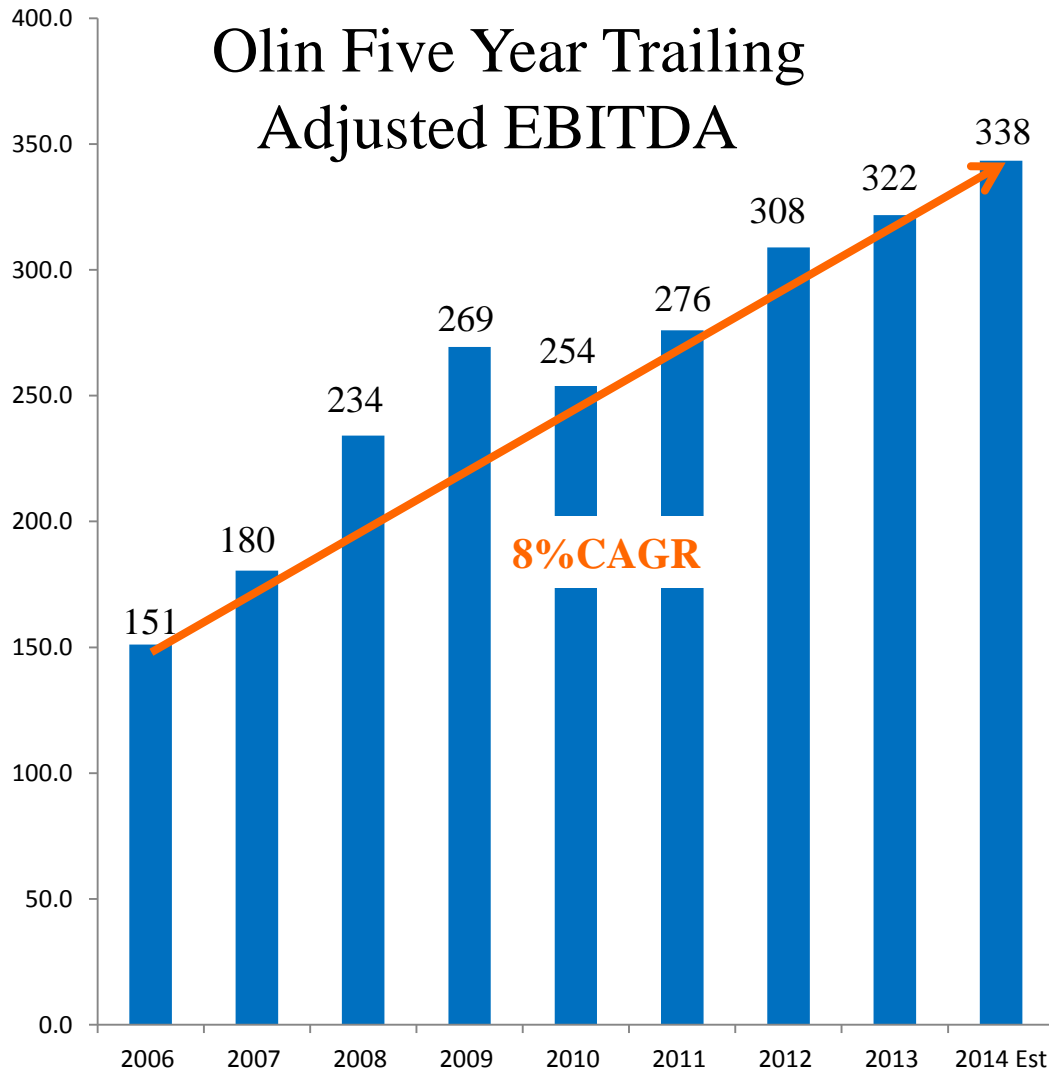
All financial data are for the three and six months ended June 30, 2014 and for the 12 months ended December 31, 2013. Data are presented in millions of U.S. dollars except for earnings per share. Additional information is available at www.olin.com.

Investment Rationale

- Leading Positions In:
 - Chlorine and Caustic Soda
 - Industrial Bleach
 - Burner Grade Hydrochloric Acid
 - Small Caliber Ammunition
- History of Successful Acquisitions and Delivering Synergies:
 - Pioneer Companies – August 31, 2007
 - SunBelt – February 28, 2011
 - K. A. Steel Chemicals Inc. – August 22, 2012
- Compelling Financials:
 - Strong EBITDA and Free Cash Flow
 - Solid Balance Sheet
 - Fully Funded Pension Plan, No Material Debt Maturities Until 2016
 - 351st Consecutive Quarterly Common Dividend Declared

Growing EBITDA

Olin Five Year Trailing
Adjusted EBITDA



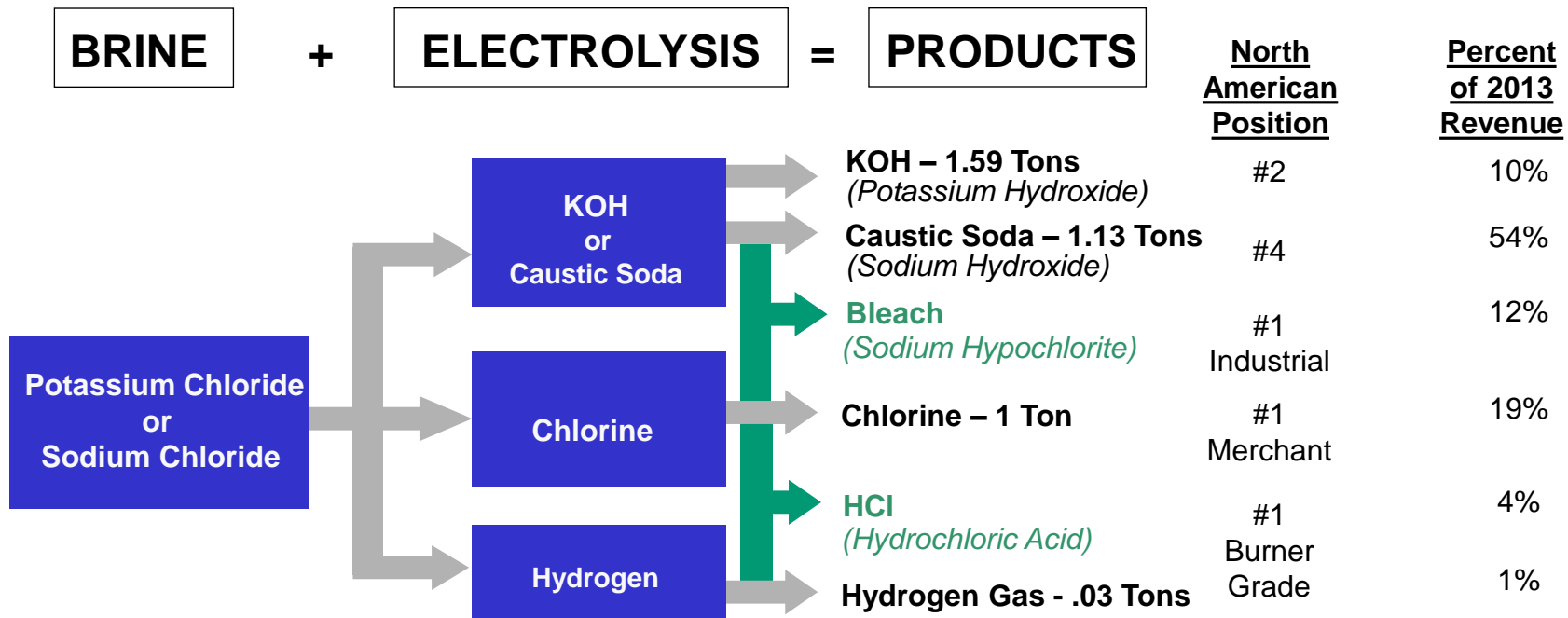
- Olin has successfully completed the immediately accretive acquisitions of Pioneer, SunBelt and KA Steel
- Downstream bleach and HCl growth have increased earnings and margins
- Winchester is benefiting from high customer demand and lower costs
- Centerfire relocation to MS expected to increase Winchester EBIT by \$35 to \$40 million annually by 2016
- FY 2013 EBITDA of \$425 million was the highest level of EBITDA in the Company's 100+ year history
- FY 2014 EBITDA is expected to be in the \$350 to \$400 million range

Capital Projects Driving EBITDA Growth

- Bleach Initiative
 - HyPure[®] plants in McIntosh, AL & Niagara Falls, NY were completed in 2012; and a Henderson, NV plant was completed in 2013; all are operating at full rate
 - We are capable of converting more than 17% of our chlor-alkali capacity into higher margin bleach
 - In 2013, bleach consumed 10% of total system ECU capacity
- Hydrochloric Acid
 - A new HCl burner was put into service at our Henderson, NV facility in 2013 raising our ability to convert 13% of our chlorine capacity into HCl
 - In 2013, HCl consumed 7% of our total system chlorine capacity
- Winchester Centerfire Relocation
 - 3+ years into a 5 year project, a new 500,000 sq. ft. building has been built, all pistol ammunition and some rifle ammunition is being produced in Oxford, MS
 - Relocation cost savings in 2014 are expected to be between \$22 and \$26 million and \$35 to \$40 million annually upon completion beginning in 2016

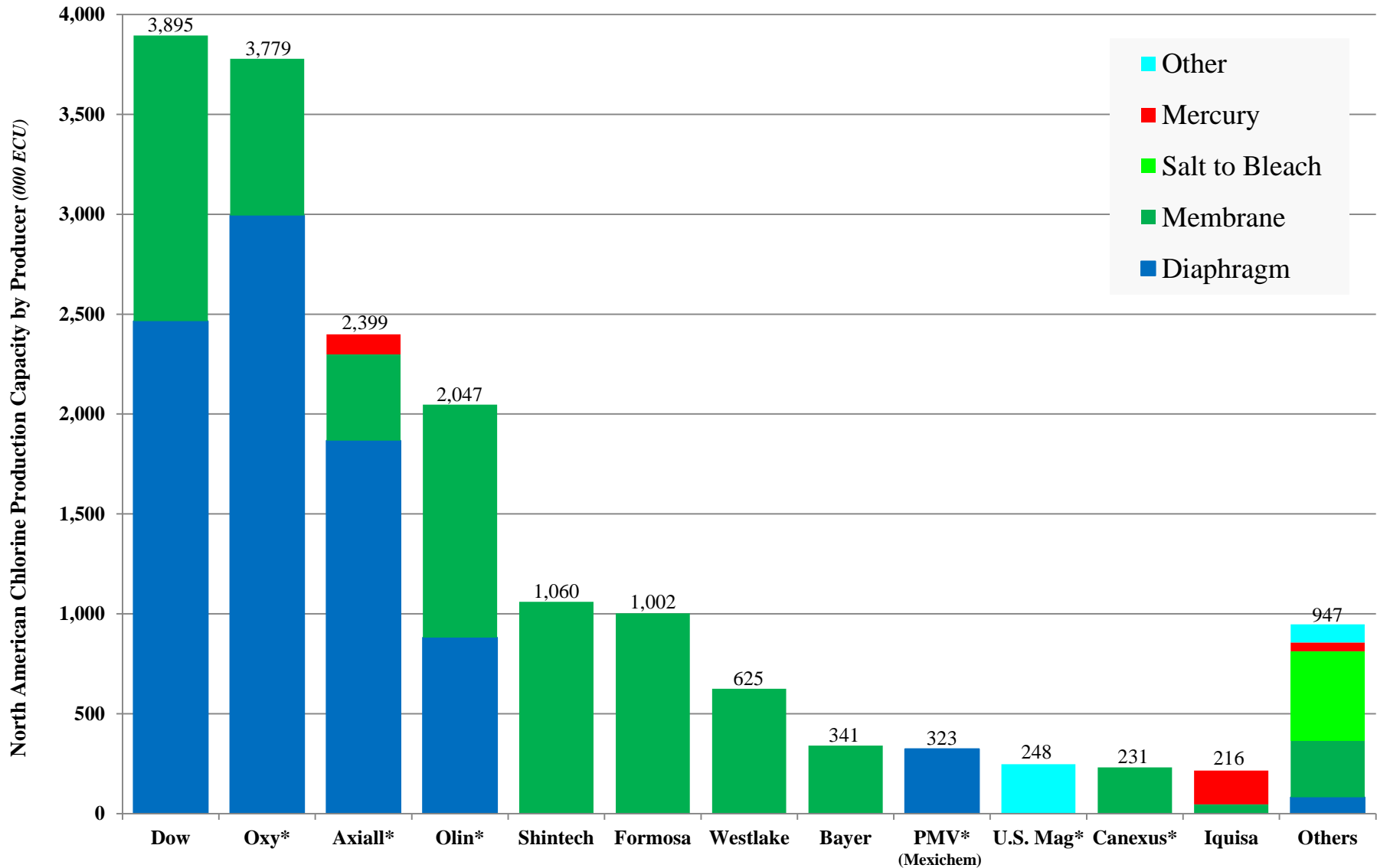
Chlor Alkali Process

Raw Materials



ECU = Electrochemical Unit; a unit of measure reflecting the chlor alkali process outputs of 1 ton of chlorine, 1.13 tons of 100% caustic soda and .03 tons of hydrogen.

North American Chlor Alkali Producers & Technologies



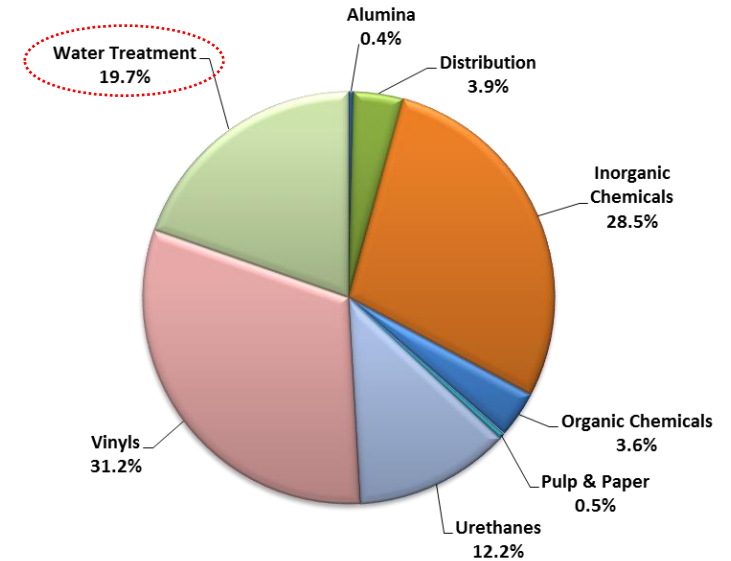
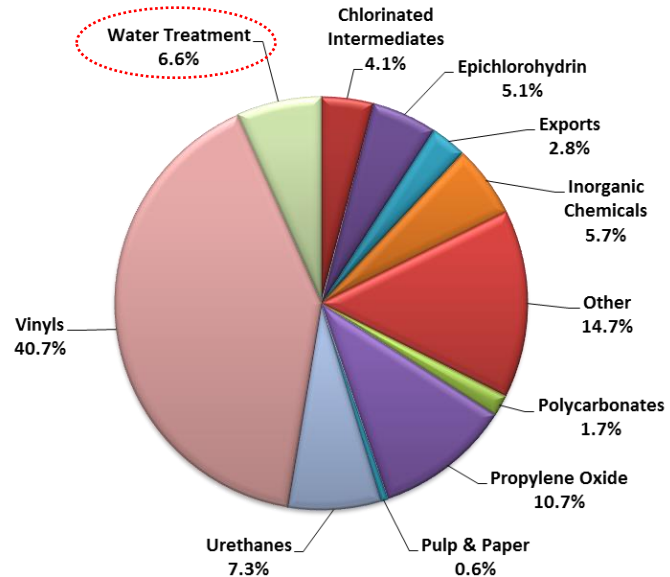
* Indicates routine seller of merchant chlorine via rail car

Diverse Customer Base

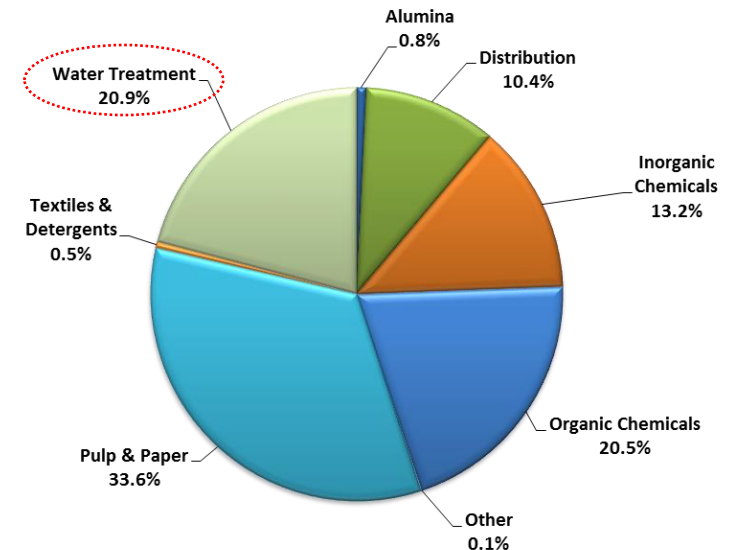
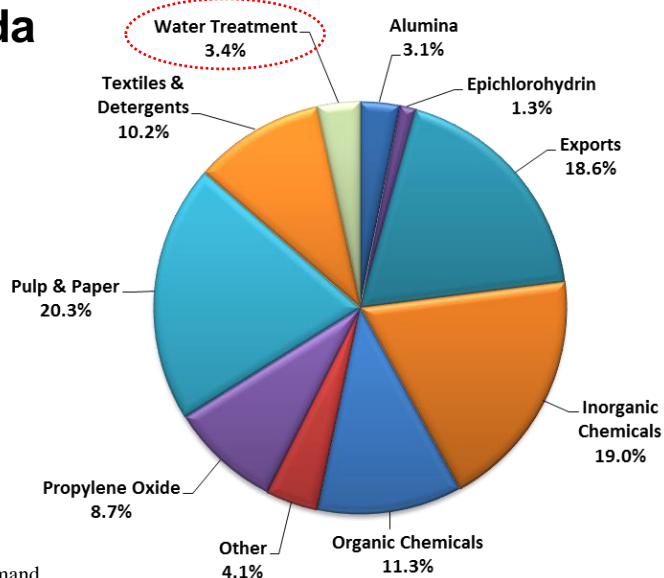
North American Industry

Olin Corporation

Chlorine



Caustic Soda

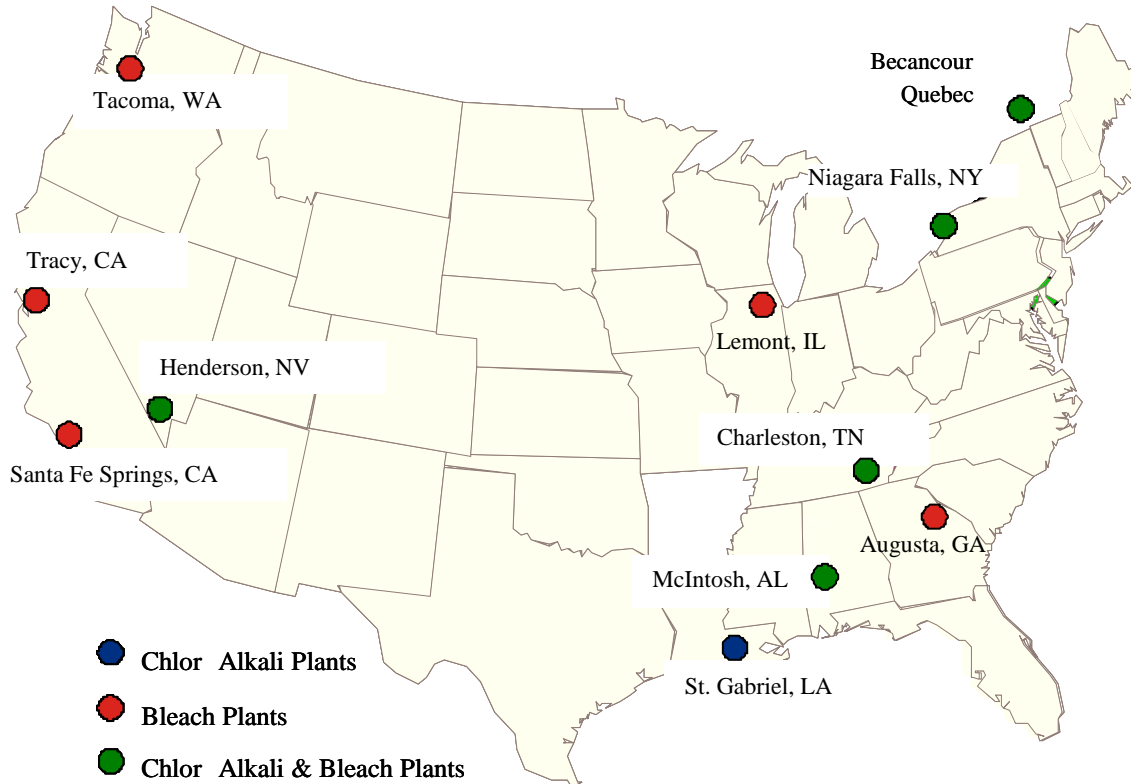


Source: IHS and Olin 2013 demand.

Chlorine: "Inorganics" includes: Titanium dioxide and bromine.

Caustic Soda: "Organics" includes: MDI, TDI, polycarbonates, synthetic glycerin, sodium formate, monosodium glutamate. "Inorganics" includes: titanium dioxide, sodium silicates, sodium cyanide.

Olin's Geographic Advantage



Location	12/31/13 Chlorine Capacity (000s ST)
McIntosh, AL	426 Diaphragm
McIntosh, AL - SunBelt	352 Membrane
Becancour, Quebec	297 Diaphragm 65 Membrane
Niagara Falls, NY	300 Membrane
Charleston, TN	208 Membrane
St. Gabriel, LA	246 Membrane
Henderson, NV	153 Diaphragm
Total	2,047
<i>Membrane</i>	57%
<i>Diaphragm</i>	43%

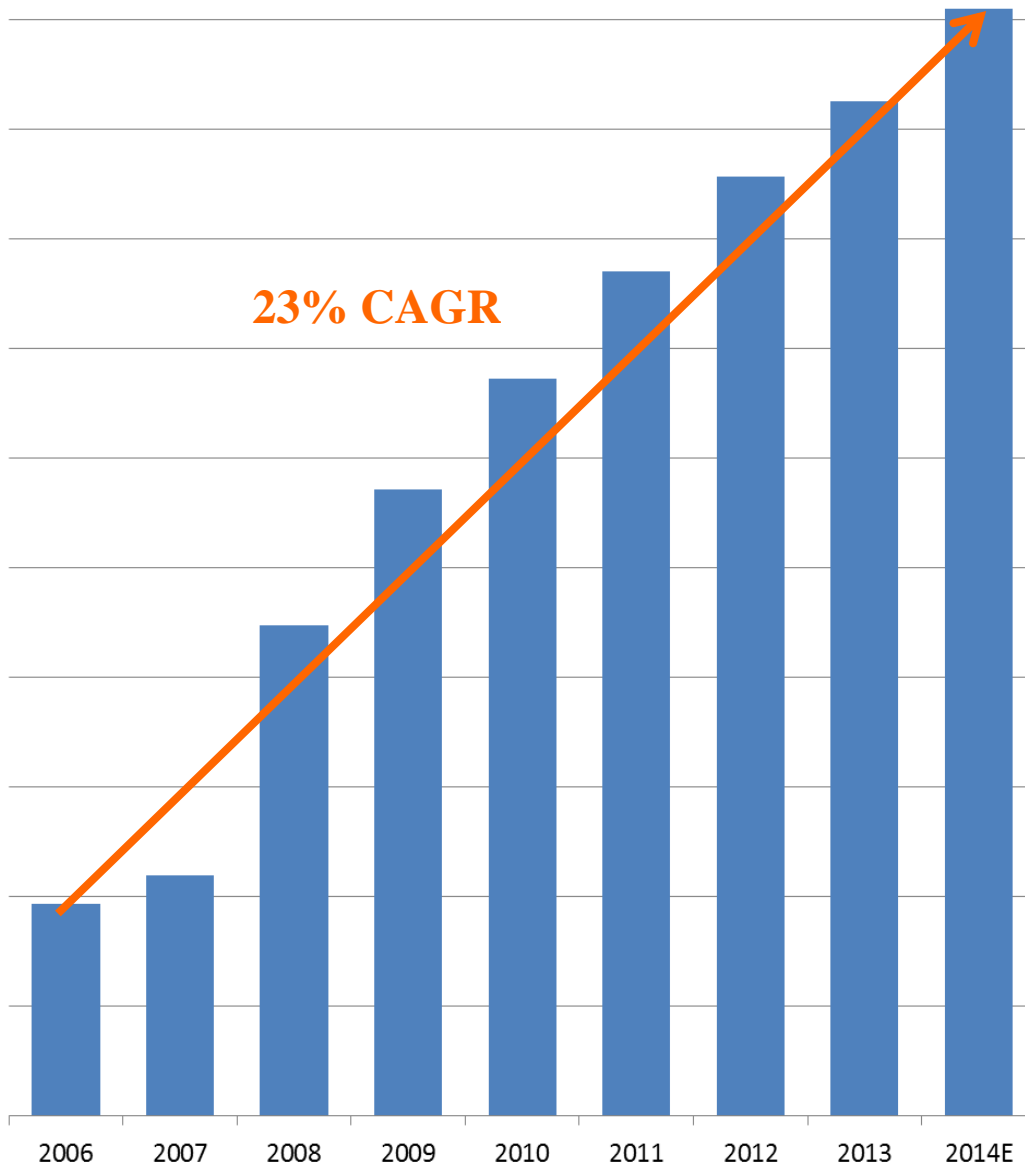
- Access to regional customers including bleach and water treatment
- Access to alternative fuel sources provides a balanced energy portfolio
 - Hydroelectric, coal, natural gas and nuclear

Industrial Bleach Initiative

- Appeal of Industrial Bleach
 - Bleach utilizes both chlorine and caustic soda in an ECU ratio
 - Growing demand is seasonal, but not cyclical
 - Bleach commands a premium price over an ECU
- Olin Advantages
 - Regional nature of the bleach business benefits Olin's geographic profile
 - Olin's proprietary railcar technology extends geographic reach
 - KA Steel's Midwest bleach manufacturing & distribution completes coverage
- Olin Actions
 - Olin is the leading North American bleach producer
 - Our 3 new HyPure[®] bleach investments have added 50% more bleach capacity to the Olin system, extending product shelf life and lowering freight costs
 - Q2 2014 bleach shipments increased 5% over Q2 2013 shipments; marking 26 consecutive quarters of year-over-year increases in bleach shipments

Bleach Growth is a Key Objective

Olin Bleach Historical Sales Volume (DT)



Olin's Bleach Accomplishments

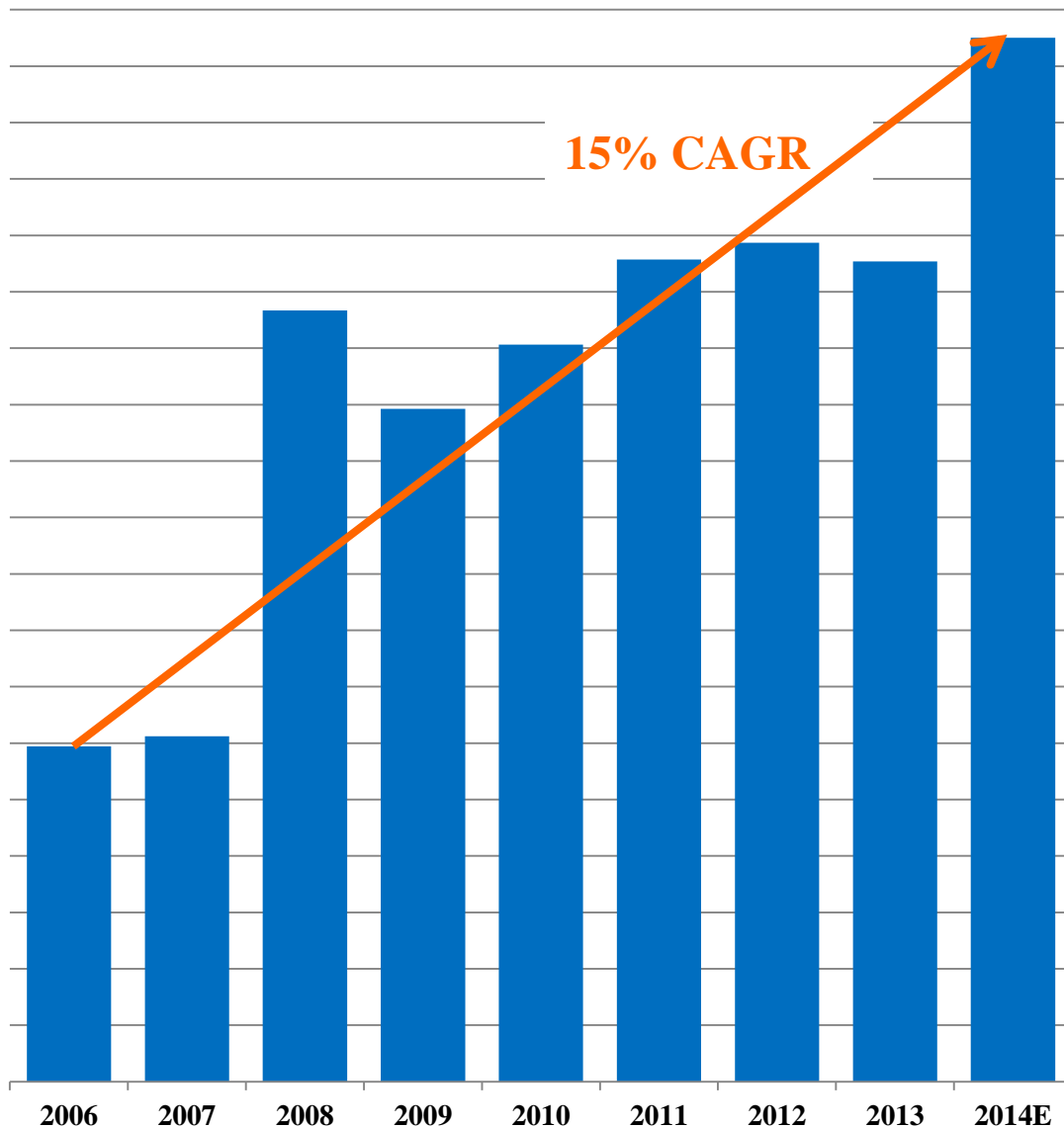
- Olin bleach volumes have delivered steady growth since 2006
- Key bleach target segments include waste and drinking water treatment, consumer products, food, farming and pool chemicals
- Our capacity to convert ECUs into higher margin bleach now exceeds 17%
- Olin HyPure® bleach and proprietary rail car design provides:
 - Increased product stability and extended shelf life
 - A potential new category of downstream consumer products
 - Reduced transportation costs
 - Expanded bleach shipping radius
 - An enhancement to our geographic advantage over competitors

Hydrochloric Acid

- Olin is the leading producer of Burner-grade HCl in North America with 5 manufacturing facilities in the United States and Canada
- Currently 25% of HCl supply is “Burner-grade” or “on-purpose” HCl
- By-product HCl accounts for 75% of the market supply, but availability is subject to urethane and fluorocarbon demand
- Burner grade HCl is a reliable source, and while a small cost component in oil and gas exploration, is critical to the process
- HCl is used in processing steel, artificial sweeteners, pharmaceuticals, food, ores and minerals; and in water, wastewater and brine treatments
- Olin converted 7% of its chlorine capacity into higher margin HCl and now has the capability to consume 13% of its chlorine to make HCl
- Q2 2014 HCl shipments were 32% higher than Q2 2013 shipments

Growing HCl Demand

Olin HCl Historical Sales Volume (DT)



North American HCl Supply

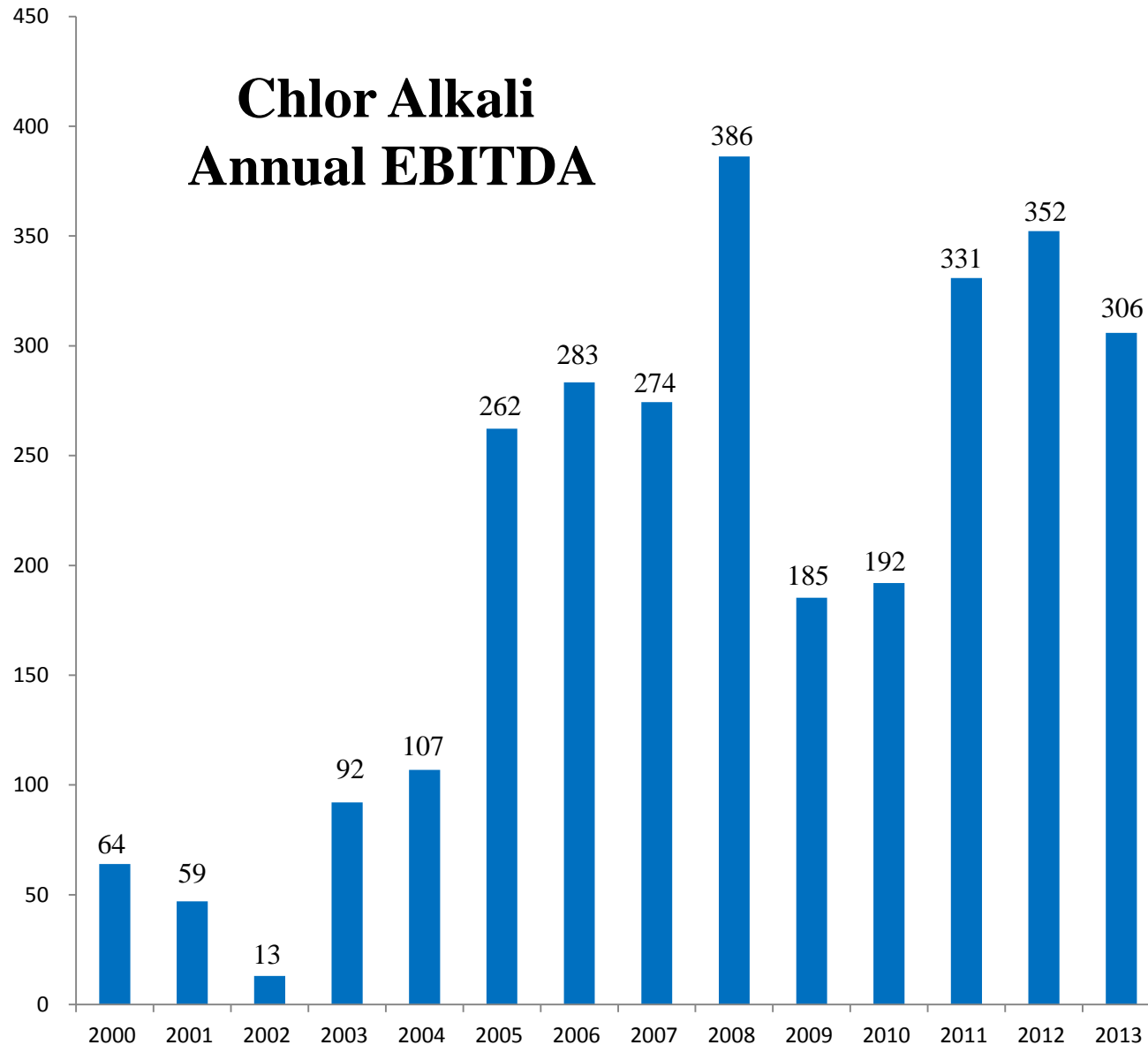
- Burner acid expansions represent the majority of new supply coming online, approaching 13% of 2014 capacity
- Burner operating rates are higher than by-product, supplying approximately 25% of North American demand
- By-product HCl availability is less reliable
- Olin is ideally positioned to serve the West & North through our expanded rail fleet and distribution capabilities

North American HCl Demand

- Oil and gas exploration and production continues to grow as transportation infrastructure catches up with demand
- Steel industry is recovering, but utilization rates remain low with growing imports
- Diverse, smaller demand segments are tracking with GDP growth

EBITDA Improvement

Chlor Alkali Annual EBITDA



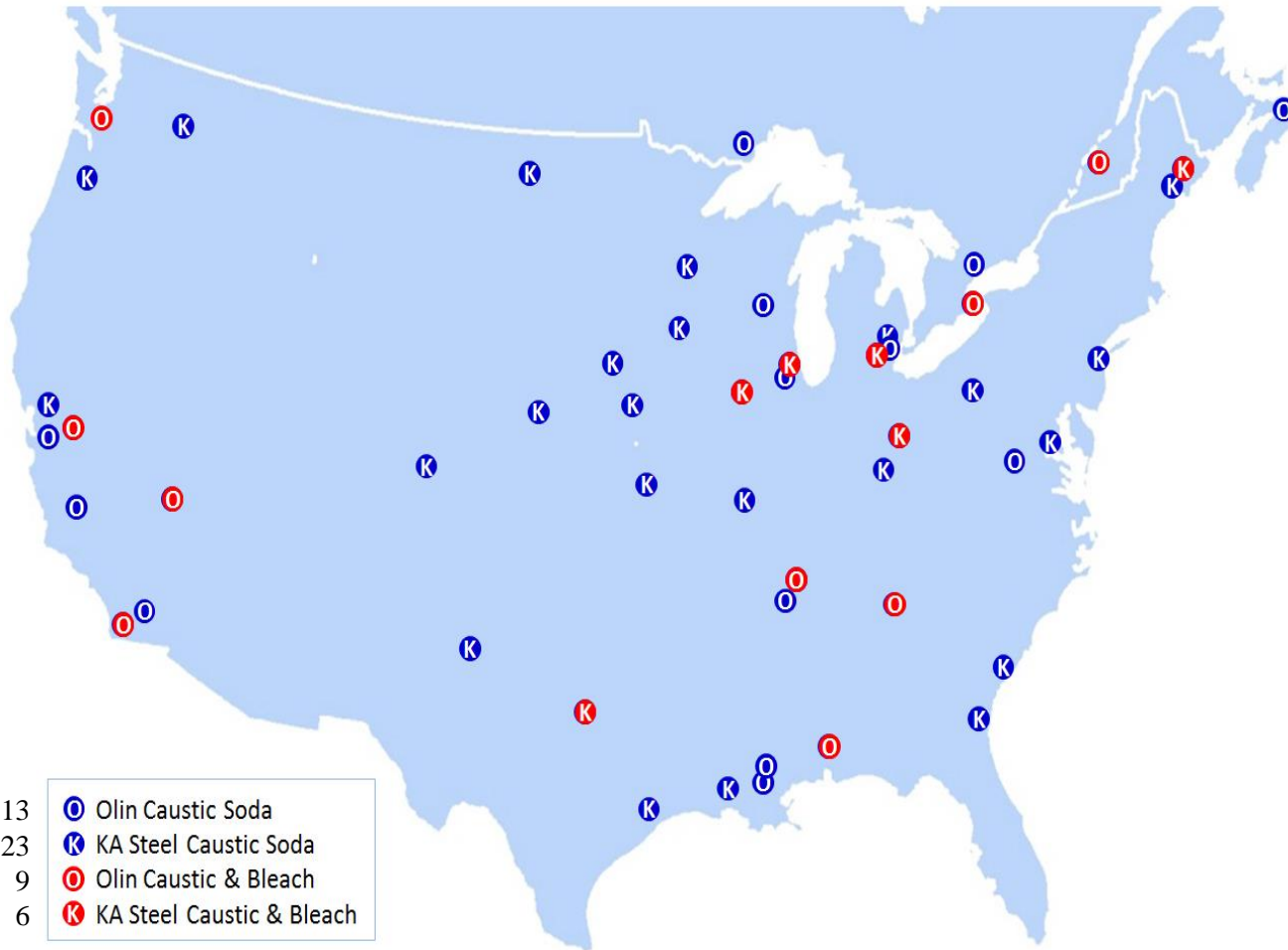
Higher Peaks and Higher Troughs

- Industry consolidation
- Capacity rationalization
- Olin Bleach and HCl initiatives have reduced the cyclical nature of the business, and at the same time, increased profit margins
- Trough EBITDA levels have improved approximately \$200 million during the 2009-2010 trough period as compared to the 2002 trough period

KA Steel Acquisition

- KA Steel is one of the largest distributors of caustic soda in North America and manufactures and sells bleach in the Midwest
- On August 22, 2012, we acquired KA Steel for \$312 million in cash, subject to post-closing adjustments, and created Chemical Distribution segment
- The Section 338(h)(10) tax election provides a \$60 million NPV tax benefit to Olin; when considering this and the expected synergies, Olin paid an EBITDA multiple of approximately 4 times
- Synergy efforts focused on the sale of Olin produced Bleach, Potassium Hydroxide (KOH) and HCl through the Chemical Distribution business
- The current caustic soda demand environment is creating unfavorable volume and pricing for Chemical Distribution
- Chemical Distribution generated after tax cash flow of approximately \$30 million in 2013 and was cash positive for the first six months of 2014

Complimentary Asset Footprints



Only 3 locations out of 51 overlap

- KA Steel caustic distribution infrastructure is a strong fit with Olin's chlor alkali assets:
 - Mature supply relationships
 - 90,000 tons of storage capacity
 - Expanded geographic coverage
 - Logistical savings
- Provides scale and flexibility
- Access to new customers, regions and industry segments
- Combined network is capable of supporting higher caustic volumes
- KA Steel adds approximately 50,000 tons of bleach capacity
- Following the Q2 2013 start-up of the Henderson, NV HyPure[®] plant, Olin now has over 350,000 tons of value added bleach capacity

Winchester

Hunters & Recreational Shooters

Products	Retail	Distributors	Mass Merchants	Law Enforcement	Military	Industrial
Rifle	✓	✓	✓	✓	✓	N/A
Handgun	✓	✓	✓	✓	✓	N/A
Rimfire	✓	✓	✓	✓	✓	✓
Shotshell	✓	✓	✓	✓	✓	✓
Components	✓	✓	✓	✓	✓	✓

Brands

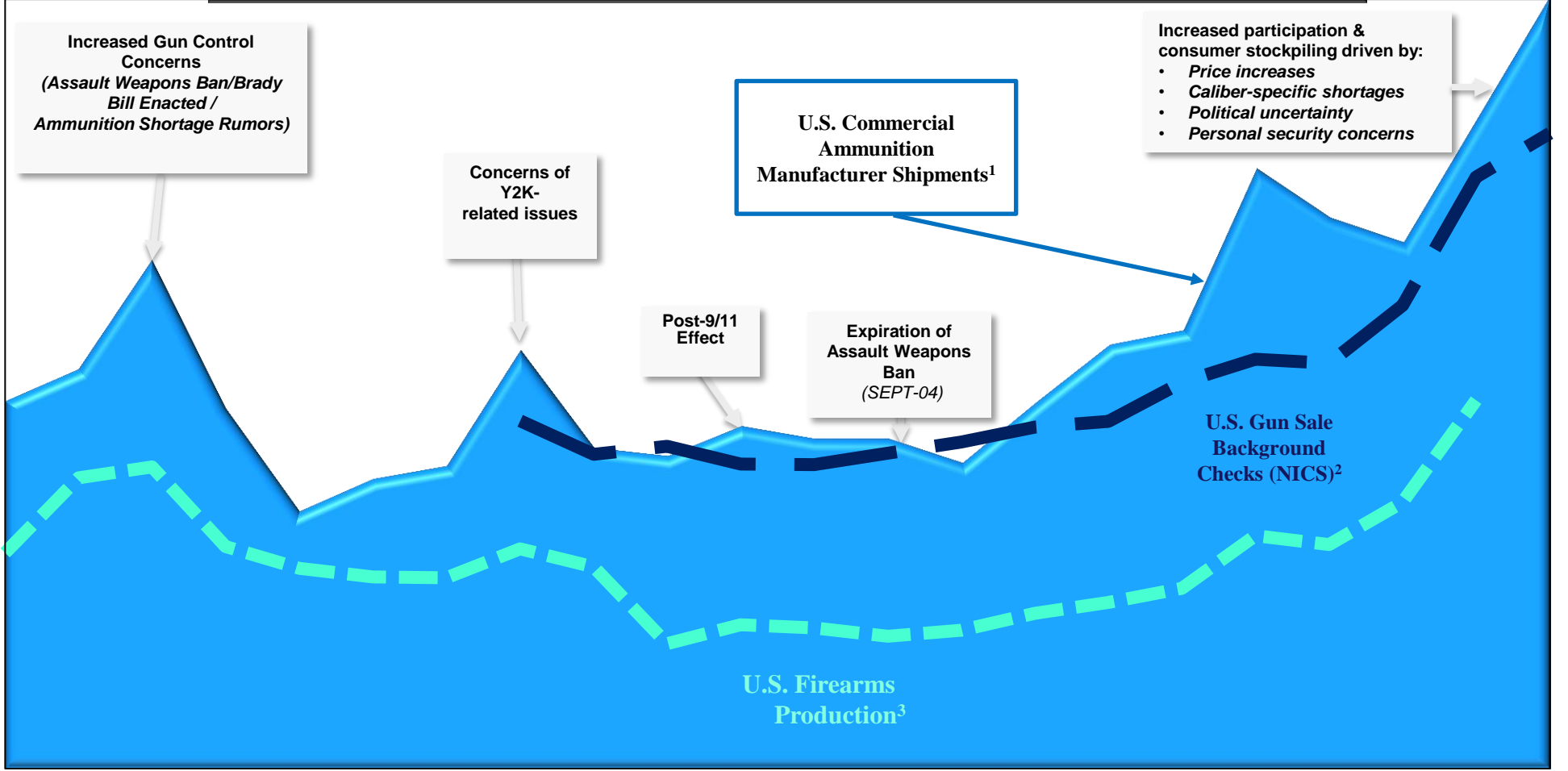


Winchester Strategy

- Cost Reduction
 - Centerfire relocation:
 - \$17 million of cost savings were realized in 2013
 - Expect \$22-\$26 million of savings in 2014
 - Expect \$35-\$40 million lower annual operating costs beginning in 2016
- New Product Development
 - Continue to develop new product offerings
 - Maintain reputation as a new product innovator
- Provide returns in excess of cost of capital

Strong Correlation Between Firearms & Ammunition Sales

- Data Correlations**
- U.S. Commercial Ammunition Mfr. Shipments & NICS Checks: +94% (1999-2013)
 - U.S. Commercial Ammunition Mfr. Shipments & U.S. Firearms Production: +71% (1992-2012)
 - NICS Checks & U.S. Firearms Production: +93% (1999 – 2012)



1992 1993 1994 1995 1996 1997 1998 1999 2000 2001 2002 2003 2004 2005 2006 2007 2008 2009 2010 2011 2012 2013

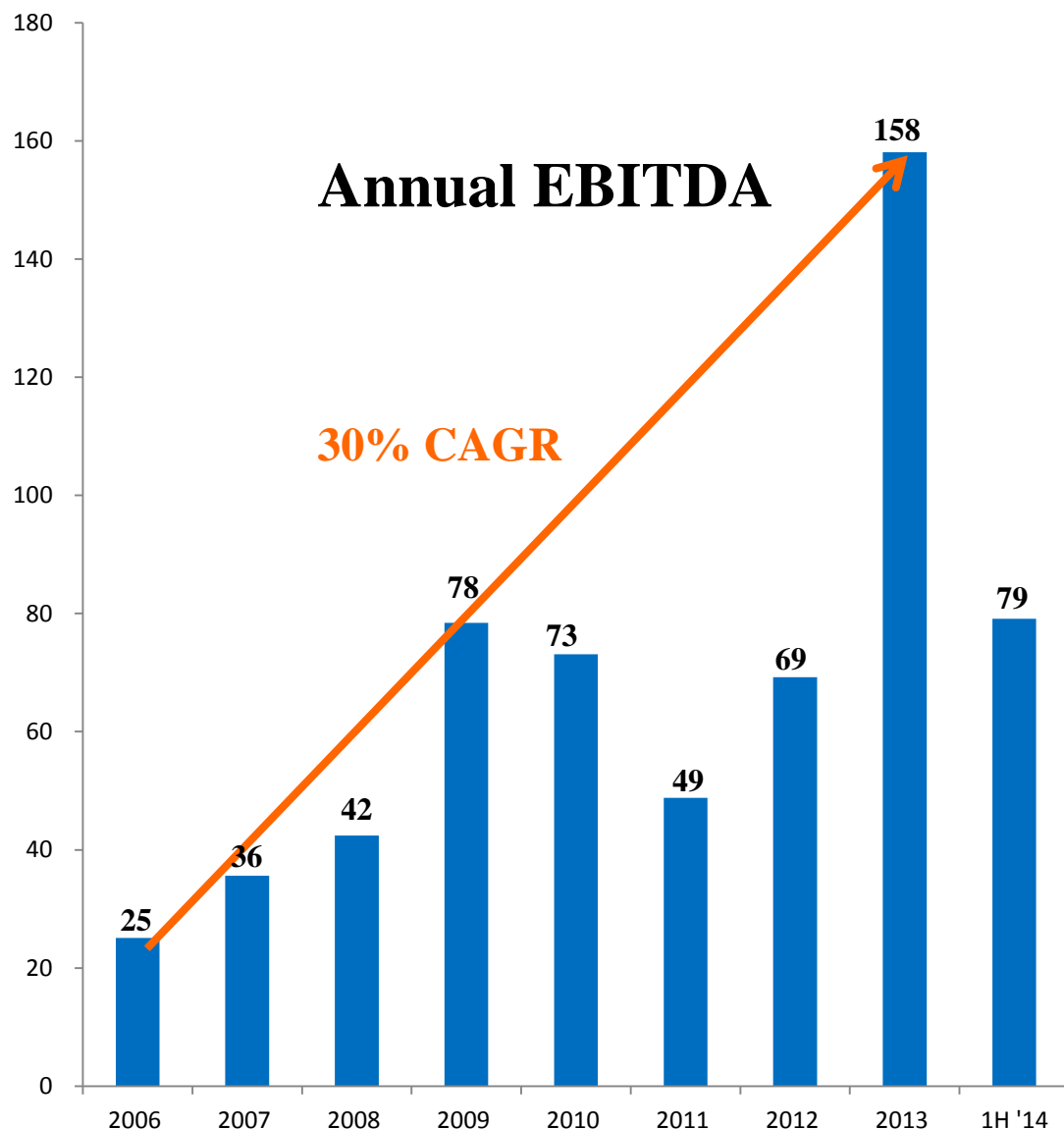
¹Estimated based on National Shooting Sports Foundation (NSSF) Trade Statistics Program Ammunition Manufacturer Surveys, Department of Commerce U.S. Import Statistics, and internal Winchester estimates.
²Reflect the FBI's National Instant Criminal background check System statistics (NICS).
³Reflects production reported on Bureau of Alcohol, Tobacco, Firearms and Explosives' Annual Firearms Manufacturing and Export Reports. Latest data available for 2012.

Growing Shooting Sports Participation Has Increased Installed Base



Data and Comparisons Courtesy NSSF report on U.S. Sport Shooting Participation in 2012.
New Shooters defined as those 'taking first shots' between 2008 and 2012.

Winchester Is Growing



- The surge that began in Q4 2012 continued through 2013 resulting in record full year EBITDA
- Currently, sales are limited by product availability
- Commercial backlog at the end of Q2 2014 was approximately \$345 million
- Centerfire relocation cost savings increased Winchester EBIT by \$17 million in 2013, 2014 savings are expected to be \$22 to \$26 million
- Beginning in 2016, we estimate annual cost savings to be in the \$35 to \$40 million range
- After completion, we expect that Winchester will generate \$125 million of annual EBITDA in a normal, non-surge period

Centerfire Relocation

- The decision to relocate Winchester's centerfire operations, including 1,000 jobs, was made on November 3, 2010
- The 500,000 square foot facility was opened in October 2011, the relocation of pistol ammunition manufacturing is complete, rifle manufacturing has been initiated, and the project is on schedule and on budget to be completed late 2015 or early 2016
- Year-over-year 2013 profit improvement resulting from the relocation savings were approximately \$22 million (2013 savings of \$17 million vs. 2012 additional cost of \$5 million)
- 1H 2014 relocation cost savings were \$10 million and full year 2014 savings are expected to be between \$22 to \$26 million
- We expect \$35 to \$40 million in lower annual operating costs beginning in 2016

Strong Balance Sheet

- June 30, 2014 cash of \$248 million reflects 6 months spending of:
 - \$33 million on CAPEX;
 - \$93 million of normal, seasonal working capital needs; and
 - \$61 million distributed to shareholders in the form of common stock dividends and common share repurchases
- No material debt maturities until 2016, and total debt due between now and 6/1/16 is less than \$25 million
- In August we will redeem \$150 million of 8.875% debt and replace it with a variable rate term loan – current interest rate is less than 2%
- The Olin defined benefit pension plans remain fully funded with no contributions expected for several years
- 2014 CAPEX forecast reduced to the \$80 to \$90 million range
- 2014 Depreciation and Amortization expense is expected to be in the \$135 to \$140 million range

Profit Outlook

- Full year 2014 EBITDA is expected to be \$350 to \$400 million
- Record 2013 EBITDA was driven by the successful completion of several strategic initiatives in 2012, the on-going bleach and HCl growth initiatives, KA Steel synergies, strong Winchester results and cost savings associated with the centerfire relocation to Oxford, MS
- 2013 bleach sales consumed 10% of our ECU capacity, while year-over-year bleach sales have increased for 26 consecutive quarters
- 2013 HCl sales consumed 7% of our chlorine capacity, and Q2 2014 HCl sales increased 32% compared to Q2 2013 HCl sales
- Our continuing initiative to increase the sale of our value added products (bleach, HCl and KOH) is supported by our Chemical Distribution business
- Winchester generated 1H 2014 record earnings; with operating cost reductions through the relocation of centerfire operations to Oxford, MS and a larger installed base of sports shooters, we expect that non-surge EBITDA for Winchester would be in the \$125 million range

Forward-Looking Statements

This presentation contains estimates of future performance, which are forward-looking statements and actual results could differ materially from those anticipated in the forward-looking statements. Some of the factors that could cause actual results to differ are described in the business and outlook sections of Olin's Form 10-K for the year ended December 31, 2013 and Olin's Second Quarter 2014 Form 10-Q. These reports are filed with the U.S. Securities and Exchange Commission.