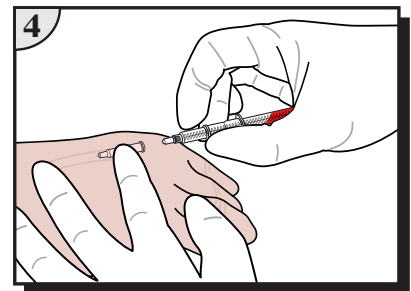
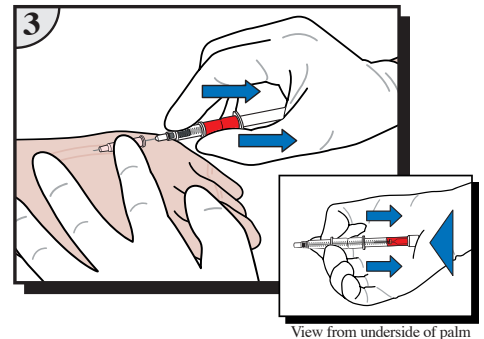
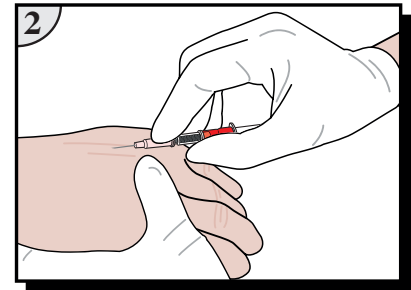
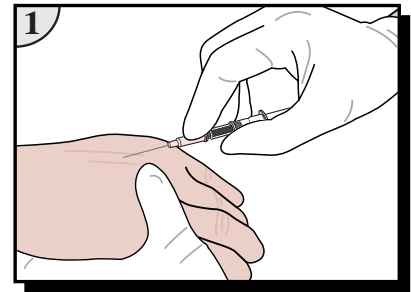




# I.V. Catheter

## Product Usage Information:

- Select and prepare site using aseptic technique according to institutional policy. Based on patient allergy information, select an antiseptic solution to disinfect the insertion site. Recommended solutions include: 2% chlorhexidine, 10% povidone-iodine, 70% alcohol.
  - Remove needle cover and inspect catheter unit.
1. Perform venipuncture, observing for blood return. Advance the catheter slightly to assure full catheter entry into the vein.
  2. Holding the flashback chamber stationary, disengage the hub from the introducer needle and advance the catheter into the vein. **DO NOT REINSERT THE NEEDLE INTO THE CATHETER AT ANY TIME.**
  3. **Before withdrawing the introducer needle from the catheter**, depress the color coded end of the needle housing to activate the automated retraction of the introducer needle. To activate the retraction mechanism using one hand, stabilize the color coded end of the needle housing against the proximal portion of the palm, while pulling back the housing using the finger grips.
  4. The introducer needle will retract into the housing. In the event that needle retraction mechanism does not activate, discard catheter introducer in an appropriate sharps container per protocol of institution. Do not recap contaminated needles.
- Dispose of the introducer needle in an appropriate sharps container per protocol of institution.
  - Securely connect tubing or adapter to the catheter hub, following the manufacturer’s instruction for the device.
  - Secure catheter and dress site per protocol of institution.



## Precautions:

- Single use only. Reuse of this device may result in exposure to bloodborne pathogens, including Hepatitis B virus (HBV), Hepatitis C virus (HCV), and human immunodeficiency virus (HIV).
- Do not use if product or package is damaged.
- Not made with natural rubber latex.
- To prevent exposure to contaminated needle, activate safety mechanism prior to withdrawing needle from catheter.
- Do not use scissors or sharp implements near I.V. catheters.
- Never reinsert the introducer needle into the catheter.
- Clinicians must follow instructions for use and be trained on proper product use.
- During catheter insertion, maintenance, replacement, and removal, follow current “Guidelines for the Prevention of Intravascular Catheter-Related Infections,” Centers for Disease Control and Prevention, Atlanta, GA.
- Notify physician immediately and follow facility protocols in the event patients exhibit symptoms of infusion-related complications.